

QFF Series - Flat Face

Agriculture

BOP

Flat Face

Multifaster

Screw to Connect

Special

Standard ISO

Water

Coupler



Nipple



Features

- Flat face valve
- No spillage
- Zinc Nickel Plating
- -22°F to +250°F (-30°C to +125°C)
- Connection: Push to Connect
- Disconnection: Sleeve Retraction
- Connection Under Pressure: Not Allowed

Applications

- Skid steer loaders
- Public Utility - lift truck
- Agricultural
- Industrial
- Mobile Equipment
- Oil & Gas


Interchange

- ISO 16028
- Parker FEM
- Eaton FD89
- Faster FFH
- Stucchi FIRG
- Dixon HT
- Snap-Tite 74
- Safeway FF49

MAX WORKING PRESSURE (PSI)

BODY SIZE	STEEL
1/4	5,000
3/8	5,000
1/2	5,000
3/4	5,000
1	5,000

QFF Series - Flat Face



COUPLER

BODY SIZE	THREAD SIZE	STEEL	DIMENSIONS (IN)		
			A	B	H1
1/4"	1/4" - Female - NPT	QFFC44FP	2.31	1.06	0.95
3/8"	3/8" - Female - NPT	QFFC66FP	2.95	1.18	1.06
3/8"	1/2" - Female - NPT	QFFC68FP	3.13	1.18	1.06
1/2"	1/2" - Female - NPT	QFFC88FP	3.20	1.50	1.34
1/2"	3/4" - Female - NPT	QFFC812FP	3.20	1.50	1.34
5/8"	3/4" - Female - NPT	QFFC1012FP	3.63	1.65	1.50
3/4"	3/4" - Female - NPT	QFFC1212FP	4.11	1.89	1.65
3/4"	1" - Female - NPT	QFFC1216FP	4.11	1.89	1.65
1"	1" - Female - NPT	QFFC1616FP	3.96	2.16	1.97
1/4"	9/16" - 18 - Female - ORB	QFFC46FOB	2.35	1.06	0.95
3/8"	9/16" - 18 - Female - ORB	QFFC66FOB	2.30	1.18	
3/8"	3/4" - 16 - Female - ORB	QFFC68FOB	3.03	1.18	1.06
1/2"	3/4" - 16 - Female - ORB	QFFC88FOB	3.20	1.50	1.34
1/2"	7/8" - 14 - Female - ORB	QFFC810FOB	3.20	1.50	1.34
1/2"	1-1/16" - 12 - Female - ORB	QFFC812FOB	3.42	1.50	1.34
5/8"	1-1/16" - 12 - Female - ORB	QFFC1012FOB	3.76	1.65	1.50
3/4"	1-1/16" - 12 - Female - ORB	QFFC1212FOB	4.11	1.89	1.65
3/4"	1-5/16" - 12 - Female - ORB	QFFC1216FOB	4.11	1.89	1.65
1"	1-5/16" - 12 - Female - ORB	QFFC1616FOB	3.96	2.16	1.97
1/2"	1-3/16" - 16 - BH - ORFS	QFFC88MFB	4.17	1.50	1.06
1/2"	1" - 14 - BH - ORFS	QFFC810MFB	4.40	1.50	1.34
1/2"	1-3/16" - 12 - BH - ORFS	QFFC812MFB	4.44	1.50	1.34
3/4"	1-3/16" - 12 - BH - ORFS	QFFC1212MFB	5.34	1.89	1.65
3/8"	3/4" - 16 - BH - JIC	QFFC68MJB	4.19	1.18	1.06
1/2"	3/4" - 16 - BH - JIC	QFFC88MJ8	4.32	1.50	1.34
1/2"	7/8" - 14 - BH - JIC	QFFC810MJB	4.39	1.50	1.34
1/2"	1-1/16" - 12 - BH - JIC	QFFC812MJB	4.56	1.50	1.34
3/4"	1-1/16" - 12 - BH - JIC	QFFC1212MJB	5.37	1.89	1.65




DUST CAP FOR COUPLER

BODY SIZE	RUBBER
1/4"	QFF4DP
3/8"	QFF6DP
1/2"	QFF8DP
5/8"	QFF10DP
3/4"	QFF12DP
1"	QFF16DP

BECAUSE WE CONTINUALLY EXAMINE WAYS TO IMPROVE OUR PRODUCTS, WE RESERVE THE RIGHT TO ALTER SPECIFICATIONS WITHOUT NOTICE.

QFF Series - Flat Face



NIPPLE

BODY SIZE	THREAD SIZE	STEEL	DIMENSIONS (IN)		
			C	D	H2
1/4"	1/4" - Female - NPTF	QFFN44FP	1.93	0.63	0.94
3/8"	3/8" - Female - NPTF	QFFN66FP	2.69	0.78	1.18
3/8"	1/2" - Female - NPTF	QFFN68FP	2.83	0.78	1.18
1/2"	1/2" - Female - NPTF	QFFN88FP	3.03	0.96	1.34
1/2"	3/4" - Female - NPTF	QFFN812FP	3.03	0.96	1.34
5/8"	3/4" - Female - NPTF	QFFN1012FP	3.59	1.06	1.61
3/4"	3/4" - Female - NPTF	QFFN1212FP	4.00	1.18	1.65
3/4"	1" - Female - NPTF	QFFN1216FP	4.00	1.18	1.65
1"	1" - Female - NPTF	QFFN1616FP	4.23	1.42	2.17
1"	1-1/4" - 12 - Female - NPTF	QFFN1620FP	4.30	1.42	2.17
1/4"	9/16" - 18 - Female - ORB	QFFN46FOB	2.05	0.63	0.94
3/8"	9/16" - 18 - Female - ORB	QFFN66FOB	2.83	0.78	1.18
3/8"	3/4" - 16 - Female - ORB	QFFN68FOB	2.83	0.78	1.18
1/2"	3/4" - 16 - Female - ORB	QFFN88FOB	2.95	0.96	1.34
1/2"	7/8" - 14 - Female - ORB	QFFN810FOB	2.99	0.96	1.34
1/2"	1-1/16" - 12 - Female - ORB	QFFN812FOB	3.19	0.96	1.34
5/8"	1-1/16" - 12 - Female - ORB	QFFN1012FOB	3.57	1.06	1.61
3/4"	1-1/16" - 12 - Female - ORB	QFFN1212FOB	4.00	1.18	1.65
3/4"	1-5/16" - 12 - Female - ORB	QFFN1216FOB	4.00	1.18	1.65
1"	1-5/16" - 12 - Female - ORB	QFFN1616FOB	4.19	1.42	2.17
1/2"	1" - 14 - BH - ORFS	QFFN810MFB	4.10	0.96	1.34
1/2"	1-3/16" - 12 - BH - ORFS	QFFN812MFB	3.94	0.96	1.34
1/2"	1-7/16" - BH - ORFS	QFFC816MFB	4.80	1.42	1.49
3/4"	1-3/16" - 12 - BH - ORFS	QFFN1212MFB	5.10	1.18	1.65
3/8"	3/4" - 16 - BH - JIC	QFFN68MJB	3.85	0.78	1.18
1/2"	7/8" - 14 - BH - JIC	QFFN810MJB	4.08	0.96	1.34
1/2"	1-1/16" - 12 - BH - JIC	QFFN812MJB	4.27	0.96	1.34
3/4"	1-1/16" - 12 - BH - JIC	QFFN1212MJB	5.13	1.18	1.65

DUST CAP FOR NIPPLE

BODY SIZE	RUBBER
1/4"	QFF4DC
3/8"	QFF6DC
1/2"	QFF8DC
5/8"	QFF10DC
3/4"	QFF12DC
1"	QFF16DC

QFZ Series - Connect Under Pressure - Flat Face

Coupler



Nipple



Features

- Easy to clean flat surfaces
- Nickel plating
- -22°F to +212°F (-30°C to +100°C)
- Connection: Push to Connect
- Disconnection: Sleeve Retraction
- Connection Under Pressure: Allowed to 50% of M.W.P.

Applications

- Construction
- Skid steer equipment
- Public utility - Lift Trucks
- Municipalities - Plows


Interchange

- ISO 16028
- Parker FC
- Faster 3FFH
- Stucchi
- CEJN 264
- Dixon HTZ

MAX WORKING PRESSURE (PSI)


BODY SIZE	STEEL
3/8"	5,000
1/2"	5,000
5/8"	5,000
3/4"	5,000

QFZ Series - Connect Under Pressure - Flat Face



COUPLER - FEMALE

BODY SIZE	THREAD SIZE	STEEL	DIMENSIONS (IN)		
			A	B	H1
3/8"	1/2" - Female - NPT	QFZC68FP	3.13	1.18	1.06
1/2"	1/2" - Female - NPT	QFZC88FP	3.20	1.50	1.34
1/2"	7/8" - 14 - Female - ORB	QFZC810FOB	3.20	1.50	1.34
1/2"	1-1/16" - 12 - Female - ORB	QFZC812FOB	3.97	1.50	1.34



NIPPLE - FEMALE

BODY SIZE	THREAD SIZE	STEEL	DIMENSIONS (IN)		
			C	D	H2
3/8"	3/8" - Female - NPT	QFZN66FP	3.81	0.78	1.18
1/2"	1/2" - Female - NPT	QFZN88FP	4.63	0.96	1.34
1/2"	3/4" - Female - NPT	QFZN812FP	4.92	0.96	1.61
5/8"	3/4" - Female - NPT	QFZN1012FP	4.97	1.06	1.61
3/4"	3/4" - Female - NPT	QFZN1212FP	5.06	1.18	1.65
1"	1" - Female - NPT	QFZN1616FP	5.82	1.47	1.97
3/8"	3/4"-16 - Female - ORB	QFZN68FOB	3.95	0.78	0.18
1/2"	3/4"-16 - Female - ORB	QFZN88FOB	4.56	0.96	1.34
1/2"	7/8"-14 - Female - ORB	QFZN810FOB	4.59	0.96	1.34
1/2"	1-1/16"-12 - Female - ORB	QFZN812FOB	4.79	0.96	1.34
5/8"	1-1/16"-12 - Female - ORB	QFZN1012FOB	4.99	1.06	1.61
3/4"	1-1/16"-12 - Female - ORB	QFZN1212FOB	5.06	1.18	1.65
1/2"	1"-14 - Male - ORFS	QFZN810MFB	5.70	1.46	1.34
1/2"	1"- 3/16 - Male - ORFS	QFZN812MFB	5.95	1.46	1.34



DUST CAP FOR COUPLER

BODY SIZE	RUBBER
1/4"	QFF4DP
3/8"	QFF6DP
1/2"	QFF8DP
5/8"	QFF10DP
3/4"	QFF12DP
1"	QFF16DP



DUST CAP FOR NIPPLE

BODY SIZE	ALUMINUM
1/4"	QFF4DC
3/8"	QFF6DC
1/2"	QFF8DC
5/8"	QFF10DC
1"	QFF16DC

QVEP Series - Threaded Flat Face

Coupler



Nipple



Features

- Flat face valve
- Low connection force
- Connection: Scew to Connect
- Disconnection: Unscrew to Disconnect
- Connect Under Pressure: Allow to 1/2 W.P.

Applications

- Drilling rigs
- Oilfield, well head drives, & tongs
- Cranes
- Hammers
- Trenching equipment
- Excavators

Interchange

- Stucchi VEP
- Parker FET
- Dixon VEP

MAX WORKING PRESSURE (PSI)

BODY SIZE	STEEL
3/8"	5,500
1/2"	5,500
3/4"	5,500
1"	5,000
1-1/4"	5,100
1-1/2"	4,500




Correct procedure to connect and disconnect the QVEP series

1. Clean all mating surfaces thoroughly, then pull coupler sleeve forward.
2. Align coupler and nipple, pushing/turning the coupler sleeve towards the nipple while engaging the threads. Allow threads to pull coupler into the nipple.
3. Initial connection should be hand threaded, followed by a wrench.
4. Continue to thread coupler sleeve into nipple until end of sleeve meets nipple body.
5. To disconnect, use a wrench to break sleeve free and keep coupler and nipple aligned.


BECAUSE WE CONTINUALLY EXAMINE WAYS TO IMPROVE OUR PRODUCTS, WE RESERVE THE RIGHT TO ALTER SPECIFICATIONS WITHOUT NOTICE.

QVEP Series - Threaded Flat Face



COUPLER - FEMALE

BODY SIZE	THREAD SIZE	STEEL	DIMENSIONS (IN)		
			A	B	H1
3/8"	3/8" - Female - NPTF	QVEPC66FP	2.55	1.62	1.00
1/2"	1/2" - Female - NPTF	QVEPC88FP	3.08	1.98	1.18
3/4"	3/4" - Female - NPTF	QVEPC1212FP	3.37	2.19	1.50
1"	1" - Female - NPTF	QVEPC1616FP	3.89	2.46	1.73
1-1/4"	1-1/4" - Female - NPTF	QVEPC2020FP	4.40	2.70	2.17
1-1/2"	1-1/2" - Female - NPTF	QVEPC2424FP	5.28	3.74	2.48
3/8"	3/4"-16 - Female - ORB	QVEPC68FOB	2.77	1.62	1.00
1/2"	3/4"-16 - Female - ORB	QVEPC88FOB	3.08	1.98	1.18
3/4"	1-1/16"-12 - Female - ORB	QVEPC1212FOB	3.37	2.19	1.50
1"	1-5/16"-12 - Female - ORB	QVEPC1616FOB	3.89	2.46	1.73
1-1/4"	1-5/8"-12 - Female - ORB	QVEPC2020FOB	4.40	2.70	2.17
1-1/2"	1-7/8"-12 - Female - ORB	QVEPC2424FOB	5.28	3.74	2.48



NIPPLE - FEMALE

BODY SIZE	THREAD SIZE	STEEL	DIMENSIONS (IN)		
			C	D	H2
3/8"	3/8" - Female - NPT	QVEPN66FP	3.28	0.78	1.00
1/2"	1/2" - Female - NPT	QVEPN88FP	3.87	0.96	1.18
3/4"	3/4" - Female - NPT	QVEPN1212FP	4.12	1.062	1.50
1"	1" - Female - NPT	QVEPN1616FP	4.95	1.18	1.73
1-1/4"	1-1/4" - Female - NPT	QVEPN2020FP	5.43	1.44	2.16
1-1/2"	1-1/2" - Female - NPT	QVEPN2424FP	6.63	2.25	2.48
3/8"	3/4"-16 - Female - ORB	QVEPN68FOB	3.50	0.78	1.00
1/2"	3/4"-16 - Female - ORB	QVEPN88FOB	3.87	0.96	1.18
3/4"	1-1/16"-12 - Female - ORB	QVEPN1212FOB	4.12	1.062	1.50
1"	1-5/16"-12 - Female - ORB	QVEPN1616FOB	4.95	1.18	1.73
1-1/4"	1-5/8"-12 - Female - ORB	QVEPN2020FOB	5.43	1.44	2.17
1-1/2"	1-7/8"-12 - Female - ORB	QVEPN2424FOB	6.63	2.25	2.48



DUST PLUG

BODY SIZE	METAL
3/8"	QVEP6DP
1/2"	QVEP8DP
3/4"	QVEP12DP
1"	QVEP16DP
1-1/4"	QVEP20DP
1-1/2"	QVEP24DP



DUST CAP

BODY SIZE	METAL
3/8"	QVEP6DC
1/2"	QVEP8DC
3/4"	QVEP12DC
1"	QVEP16DC
1-1/4"	QVEP20DC
1-1/2"	QVEP24DC