

JEB[®]
enterprises inc.

AGRICULTURAL HOSES



OROFLEX 200 Nitrile SL Supply Line



OROFLEX 200 Supply Hose is a high pressure, premium quality extruded hose with a very low elongation - best in class -and a very high abrasion resistance.

Circular woven textile jacket using high tensile fibers make it ideal for slurry/sludge applications, combined with a special nitrile rubber compound formulation.

It is used by contractors injecting or surface spreading sludge/slurry as well as by liquid management companies as a main feeding line, taking advantage of its low operating and installation costs. It is very easy to handle and store.

This UV and Ozone resistant lightweight hose is specially designed for long length Heavy Duty applications.

APPLICATIONS

- Water bypass operations
- Dewatering operations
- Sludge & manure main feeding lines
- Mining & Fracking services
- Refineries & Chemical plants (Resists Aromatics)

CONSTRUCTION:

100% high tenacity synthetic yarn circular woven and completely protected by extruded through the weave synthetic rubber forming a single homogenous construction without the use of glues or adhesives of any type.

TEMPERATURE RANGE:

- 4°F (-20°C) to 176°F(+80°C)

CHEMICAL RESISTANCE:

Withstands exposure to seawater and contamination by most chemical substances, hydrocarbons, oils, alkalis, acids and greases.

LINING PROPERTIES:

- Ultimate tensile strength of lining & cover: Not less than 1750 psi
- Ultimate Elongation: 450% minimum

ELONGATION:

Specially designed & manufactured to minimize elongation under pressure, reducing surface damage caused by friction against the ground. Also reduces the possibility of a road or track blockage due to snaking.

OZONE RESISTANCE:

No visible signs of cracking of the lining or cover when tested in accordance with ASTM D1149-64 (R1970), ASTM D518 Procedure B, 100pphm/118 F/70 hours.

HEAT RESISTANCE:

Capable of withstanding a surface temperature of 1112 F (600 °C) (for a minimum of two minutes without rupture or damage to the synthetic reinforcement when subjected to static pressure of 100 psi.

COLOR:

Black

LENGTHS:

Standard 50' (15m), 100' (30m), 200' (60m). special lengths up to 660' (200m).

Part #	Diameter		WP	Burst	Weight**	Thickness	Tensile Srength*
	In	mm	psi	psi	lbs/ft	in	psi
008-0962-0250SL	6	151	250	600	1.65	0.160	34172
008-0112-0250SL	7	180	250	625	1.90	0.155	43651
008-1282-0200SL	8	203	203	508	2.22	0.170	38581

* Total theoretical Tensile Strength. End Pull at working conditions should not pass 1/3 of this value.

** +/- 100gr/m tolerance in weight

OROFLEX 30 DRAG HOSE

High pressure layflat hose specially designed for Drag applications such as sludge injection, transport of compatible fluids, brackish sea water, waste water transport and irrigation.



OROFLEX 30 SL is made from a tough polyurethane compound and is designed to work in tough abrasive environments. It is easy to handle, store and transport.

This hose has high resistance to abrasion and cuts. Needs no maintenance. Less friction loss than stainless steel. Excellent weather and UV resistance.

APPLICATIONS:

- Used as a drag hose for sludge injection
- Transport of compatible fluids
- Traveler irrigators
- Water transfer (waste, brackish & sea water)

CONSTRUCTION:

High tenacity circular woven polyester synthetic yarn extruded through the weave hose with an inner and outer layer of polyurethane (PU) COMPATIBLE WITH OIL AND FUELS.

OZONE RESISTANCE:

No cracks after 96 hours at 40°C and 100 pphm ozone.

LENGTHS:

From 50 to 660 feet

COLOR:

GREEN (OTHER COLORS BY REQUEST)

Part #	Diameter		WP	Burst	Weight	Thickness	Tensile Strength*
	In	mm	psi	psi	lbs/ft	in	lbs
008-0802-0175D	5	127	175	525	1.14	0.15	40,000
008-0882-0150D	5 1/2	140	150	450	1.28	0.15	44,000
008-0962-0150D	6	152	150	450	1.41	0.15	55,000

* Total theoretical Tensile Strength. End Pull at working conditions should not pass 1/3 of this value.

MAX EXPANSION	MAX ELONGATION	SERVICE TEMPERATURE	PH WATER BELOW 86°F	PH WATER BETWEEN 86 °F AND 122 °F
%	%	°F		
< 10	0 TO 2	-40 TO + 122 (*)	4 TO 9	5 TO 9

* +158 °C IN A REASONABLE SHORT PERIODS OF TIME

SHUG COUPLER SETS

- Hardcoat anodized coating
- Rib spacing 0.900" center to center
- Double bolt style (Stainless)
- 6061-T6 extruded aluminum



APPLICATIONS: Agriculture, Energy, Industrial

- FEATURES:**
- Full Bore design to minimize friction loss and increase flow
 - Sexless design to facilitate assembly and connection
 - Unique connection design allows hose to twist independently of each other, even under pressure
 - Gasket design improves sealing over Vic Clamp shank couplings
 - Can be used with PVC/Nitrile or PU hose
 - Light-weight aluminum design
 - Hard coat anodized for abrasion resistance

Part #	Size	Weight	WP
	in	lbs	psi
102-SC4	4"	22	250
102-SC45	4 1/2"	21	250
102-SC5	5"	21	250
102-SC55	5 1/2"	20	250
102-SC6	6"	23	250
102-SC7	7"	30	250
102-SC8	8"	30	200
102-SC10	10"	36	200

- ALSO AVAILABLE:**
- Reducer/Increaser
 - Adapters to Cam & Groove
 - Available with Storz ends
 - Menders
 - End Plugs


Lay Flat Water Transfer

Extruded-Through-the-Weave

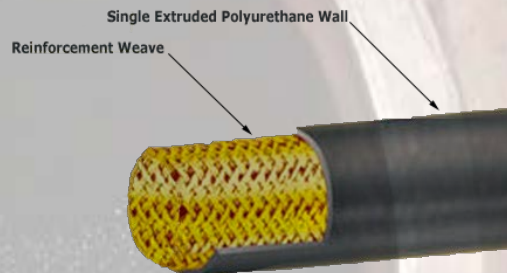
Extruded-Through-the-Weave Hose

At JGB Enterprises we pride ourselves on supplying the highest quality, and most technologically advanced hose and assemblies the market has to offer, and our lay flat hose program is no exception. Our Agricultural hoses are produced using a state of the art manufacturing technique referred to as, "extruded-through-the-weave" or single extrusion.

The unique "extrusion through the weave" process eliminates the use of tubes and adhesives. The compound is fed into a heated extrusion barrel it's extruded through the woven reinforcement jacket as it's drawn through the channel. This one step extrusion process results in an extremely strong homogenous bond between cover and woven reinforcement jacket.



This illustration Shows a cross section of an extruded-through-the-weave hose section including, the reinforcement weave & single extruded polyurethane or nitrile wall.



This illustration Shows a cross section of an extruded-through-the-weave hose section including, the reinforcement weave & single extruded polyurethane or nitrile wall.

Advantages of through-the-weave construction:

1. No adhesive is used; hence, there is no potential for the hose to delaminate.
2. At working pressure, through-the-weave hose has an elongation rate of less than 1%.
3. Adhesion peel tests have shown that adherence of a through the weave hose is twice as strong as that of 3-Ply.
4. The interior of through-the-weave hose is much smoother than 3-Ply hose, thus affording a higher flow rate.

Disadvantages of the 3-Ply layered construction:

1. 3-Ply manufactures must apply pin holes to the outer cover to allow steam used in the gluing process to escape, those same pin holes could allow moisture to reach the adhesive that binds the outer layer to the reinforcement jacket. While this should not cause the inner tube to leak per se, moisture would reduce the adhesive bond between both the outer and the inner tubes and the reinforcement jacket. Separation from the reinforcement jacket would mean a loss of integrity in the strength of the hose and in the worst case a rupture, the location and extent of which cannot be predicted.
2. At working pressure, 3-Ply hose can reach an elongation rate as high as 10%. Such elongation results in "snaking" which causes the hose to move in an unpredictable manner and may lead to damage to the hose and the environment, as well as a reduced flow rate. Not to mention the time lost shutting down to relay.
3. Also less Poly/rubber may be used in the manufacture of 3-Ply hose because of an incentive inherent in the manufacturing process to keep the hose tubes as thin as possible. This results from the necessary procedure of turning the inside tube out, which becomes very difficult if the tubes are too thick. While suppliers of 3-Ply hose will no doubt attribute a thinner wall to a manufacturing process finely tuned to using only the amount of material necessary to provide the desired outcome, the truth is that a thinner tube has been used to accommodate the manufacturing process. Thinner wall will puncture easier and wear faster.

Click for locations:



New England Region

115 Metropolitan Park Dr.
Liverpool, NY 13088
(315) 451-2770



Great Lakes Region

2540 Walden Ave. Suite 150
Cheektowaga, NY 14225
(716) 684-8224



Midwest Region

242 Carondelet Commons Blvd.
St. Louis, MO 63111
(314) 256-0833



Mid-Atlantic Region

1407 Westinghouse Blvd. Suite B
Charlotte, NC 28273
(704) 588-9920



Gulf Coast Region

619 E Sam Houston Pkwy. Suite 200
Pasadena, TX 77503
(281) 930-7777

Liverpool Location ISO 9001:2015 Certified QMS by Intertek



Connect with us:



www.jgbhose.com




Download the JGB Mobile App




Additional Resources:



JGB Eagle Brand
Master Catalog



Industrial Rental Catalog
Hoses, Fittings & Assemblies



Oilfield Catalog
Hoses, Fittings & Assemblies



Disaster Relief Catalog

