

A worker in orange safety gear is operating a hydro-excavation truck. The worker is wearing a hard hat, safety glasses, and heavy-duty work clothes. The truck is white with a large cylindrical tank and various hoses and equipment. The worker is holding a long, flexible hose that is connected to the truck. The background shows a utility site with a concrete structure and power lines.

FORSAFLEX®

Municipal & Hydro-Excavation Equipment Hoses, Fittings & Accessories

WWW.FORSAFLEX.COM

Table of Contents

AIR & MULTIPURPOSE HOSE	4
AH10 EPDM General Purpose Air Hose - 300 PSI	4
AH10 Red EPDM Assemblies	4
PL10 Push-Lock - 300 PSI	5
PETROLEUM HOSE	6
PH10 Oilflex® Tank Truck	6
PH14 Smooth Tank Truck	6
MATERIAL TRANSFER	7
MT70 Bulkmaster Hardwall Suction Hose.....	7
MT71 Eagle Vac Suction Hose	7
Vactor® Style Cuffed Rubber Debris Hose.....	8
Vactor® Style Cuffed Rubber Debris Hose- with Installed & Camped Hose End Weldments	8
10" Vactor® Style Debris Suction Hose	9
MT60 Industrial Vacuum - PU (Uremat)	9
MT65 Industrial Vacuum (180-AR Style)	10
MT67 Boarvac (180-HR Style)	11
Aquatech® Style Cuffed Rubber Debris Hose	11
ARVAC SW Hose	11
Elgin® Style Cuffed Rubber Debris Hose.....	12
Clean Earth® Style Cuffed Rubber Debris Hose.....	12
Compression Joint.....	12
ADS Poly Vac Drain Hose - Single Wall	13
Metal Stripwound Hose.....	13
AUTO TRUCK & MARINE HOSE	14
AT10 EDPM Heater Hose - Standard	14
AT16 Silicone Heater Hose.....	14
SPECIALTY HOSE	15
CP60 Composite - Oil & Water Hose (GG).....	15
CP60 Composite Hose Assembly.....	15
WATER HOSE	16
WD10 Blue PVC Layflat Hose	16
WD13 Red/Brown PVC Layflat Discharge Hose	16
WD20 Duraflow (Oroflex Style) Discharge Hose.....	16
Water Fill Hose Assemblies.....	17
WS75 Honey Bee Suction Hose	18
WS80 EDPM Green Suction Hose.....	18
HIGH PRESSURE CLEANING	19
Sewer Cleaning Hose	19
Honey Bee Hose	19
SEWER CLEANING NOZZLES & ACCESSORIES	20
REPLACEMENT SWIVELS	21
New Style 90° Hose Reel Swivels.....	21
Old TM Style 90° Hose Reel Swivels.....	21
Swivel Parts	21
REELS	22
Cox Reels.....	22
Hannay Reels.....	22
Reel Swivels	22

HIGH PRESSURE CLEANING	23
PW Pressure Wash Assemblies.....	23
Piranha® Slither® Jetting/Lateral Line Hoses.....	23
Steam Cleaner Hose/Fittings.....	24
PRESSURE WASH ACCESSORIES	25
QWB Waterblast Couplings.....	25
QWS Waterblast Screw to Connect Couplings.....	25
QD Couplings.....	26
Wash Guns.....	27
Nozzles.....	28
Lances.....	31
Burner Parts.....	32
PGL 2-1/2" Stainless Steel Liquid Filled Gauges.....	32
FITTINGS	33
Fire Hydrant Valves.....	33
Plastic Fog Nozzles.....	33
Female Swivel x Male NPT.....	33
Brass Fog Nozzles.....	33
Brass Nozzles.....	33
Wrenches.....	34
Bush Hog / Super Sucker.....	35
Camlocks.....	37
Push-Lok Brass Fittings.....	38
VALVES	40
Brass Ball Valves.....	40
High Pressure Ball Valves.....	40
Lever Gate Valves.....	41
Stem Gate Valves.....	42
Linear Actuators.....	42
Double Acting Pneumatic Cylinder.....	42
(without spring).....	42
Single Acting Pneumatic Cylinder (with spring).....	42
Sliding Gate Valves.....	43
HYDRO-VAC ACCESSORIES	44
Hydrovac Fittings.....	44
DIG TUBES	46
Flat Vacuum Flange Dig Tubes.....	46
Irrigation / Bush Hog Connection.....	46
DIG TUBE ACCESSORIES	47
CLAMPS	49
HD T-Bolt Clamps - (Mikalor).....	49
Worm Gear ASFA-S (12mm band).....	50
Spiral Bolt Clamp.....	50
M10DC Maxiclamp Series.....	50
Double Bolt Clamp.....	50



Air & Multipurpose Hose

AH10 EPDM General Purpose Air Hose - 300 PSI

- Tube:** Black EPDM, ARPM Class C
- Reinforcement:** Synthetic fiber
- Cover:** Red abrasion and weather resistant rubber, ARPM Class C
- Temperature:** -40°C to +99°C (-40°F to +210°F)
- Application:** Specially designed to remain flexible in cold temperature. AH10 is a flexible, lightweight, medium pressure hose designed to handle air, water and mild chemicals. Commonly used in construction, quarries & agriculture.
- Vacuum:** Not Recommended
- Safety Factor:** 4:1
- Branding:** FORSAFLEX AH10-100 1" EPDM GENERAL PURPOSE AIR - WATER HOSE 300 PSI MAX WP



Part #	ID	OD		Max WP	Min BR	Weight	Std Pack
	in	in	mm	psi	in	lbs/ft	
AH10-025	1/4	0.49	12.4	300	1.50	0.13	500' REEL
AH10-038	3/8	0.65	16.5	300	2.25	0.23	500' REEL
AH10-050	1/2	0.82	20.7	300	3.60	0.32	500' REEL
AH10-063	5/8	0.94	23.9	300	3.75	0.39	500' REEL
AH10-075	3/4	1.11	28.1	300	4.50	0.50	500' REEL
AH10-100	1	1.39	35.4	300	6.00	0.73	100'/400' REEL
AH10-125	1-1/4	1.72	43.8	200	7.50	1.04	400' REEL
AH10-150	1-1/2	1.97	50.1	200	9.00	1.23	300' REEL



AH10 Red EPDM Assemblies

Part #	Description
AH10-025MM050	1/4" x 50ft - 300psi assembly with 1/4" brass Male NPT Each end
AH10-038M2525M025	3/8" x 25ft - 300psi assembly with 1/4" brass Male NPT Each end
AH10-038M2525M050	3/8" x 50ft - 300psi assembly with 1/4" brass Male NPT Each end
AH10-038M2525M100	3/8" x 100ft - 300psi assembly with 1/4" brass Male NPT Each end
AH10-038MM050	3/8" x 50ft - 300psi assembly with 3/8" brass Male NPT Each end
AH10-038MM100	3/8" x 100ft - 300psi assembly with 3/8" brass Male NPT Each end
AH10-050M3838M050	1/2" x 50ft - 300psi assembly with 3/8" brass Male NPT Each end
AH10-150MM050-I	1-1/2" x 50ft - 200psi assembly with brass Male NPT Each end - Internally expanded / full flow
AH10-150MM100-I	1-1/2" x 100ft - 200psi assembly with brass Male NPT Each end - Internally expanded / full flow



WARNING!

- Working pressures are calculated at 70 F° degrees. Maximum working pressure decreases as temperature increases.
- Never exceed the maximum working pressure of the lowest rated component in the assembly.



Air & Multipurpose Hose

PL10 Push-Lock - 300 PSI

- Tube:** Black Nitrile, ARPM Class A (high oil resistance)
- Reinforcement:** Synthetic fiber
- Cover:** MSHA synthetic rubber, ARPM Class B (medium oil resistant)
- Temperature:** -40°C to +88°C (-40°F to +190°F)
- Application:** For use with push-on fittings at maximum working pressures of 300 psi. For low-pressure hydraulic and pneumatic systems such as shop air systems, and maintenance and automotive applications. Non-conductive, minimum electrical resistance, greater than (1) megohm per inch of length of hose at 1000 Volts DC.



Part Number	ID	OD		Max WP	Weight	Standard Pack
	in	in	mm	psi	lbs/ft	
PL10-04BK*	1/4	0.54	13.7	300	0.09	500' - Reel
PL10-05BK*	5/16	0.62	15.7	300	0.12	500' - Reel
PL10-06BK*	3/8	0.69	17.5	300	0.14	500' - Reel
PL10-08BK*	1/2	0.81	20.5	300	0.17	500' - Reel
PL10-10BK*	5/8	0.93	23.6	300	0.20	500' - Reel
PL10-12BK*	3/4	1.07	27.2	300	0.25	500' - Reel
PL10-16BK*	1	1.34	34	300	0.34	50' - Coil

* Stock: Black-BK; Blue-BL; Red-RD

* MOQ/Full Reels: Gray-GY; Green-GN



Note: Please see [Page 38](#) for fittings.



WARNING!

- Working pressures are calculated at 70 F° degrees. Maximum working pressure decreases as temperature increases.
- Never exceed the maximum working pressure of the lowest rated component in the assembly.



Petroleum Hose

PH10 Oilflex® Tank Truck



- Tube:** Black nitrile for maximum oil resistant
- Reinforcement:** A high tensile steel helix embedded between layers of textile cords
- Cover:** Red flat corrugated oil and weather resistant rubber
- Temperature:** -40°C to +88°C (-40°F to +190°F)
- Application:** An all purpose lightweight and flexible petroleum suction and discharge hose for use with gasoline, diesel, hydraulic return lines, oil suspensions and emulsions.
- Branding:** FORSAFLEX PH10-200 2" OILFLEX® TANK TRUCK 150 PSI MAX WP

Part #	ID	OD		Max WP	Vacuum	Min BR	Weight	Length
	in	in	mm	psi	In/Hg	in	lbs/ft	ft
PH10-100	1	1.43	36.4	150	26	2.5	0.54	100
PH10-125	1-1/4	1.69	43.0	150	26	3.0	0.67	100
PH10-150	1-1/2	1.93	49.0	150	26	3.4	0.84	100
PH10-200	2	2.47	62.8	150	26	5.0	1.10	100
PH10-250	2-1/2	2.97	75.5	150	26	5.5	1.41	100
PH10-300	3	3.51	89.2	150	26	8.0	1.72	100
PH10-400	4	4.55	115.6	150	26	12.5	2.27	100
PH10-600	6	6.70	168.4	150	26	24.0	4.77	100
PH10-800	8	8.90	232.2	150	26	33.0	6.02	100

PH14 Smooth Tank Truck



- Tube:** Black nitrile for maximum oil resistant
- Reinforcement:** A high tensile steel helix embedded between layers of textile cords
- Cover:** Black smooth oil and weather resistant rubber
- Temperature:** -40°C to +88°C (-40°F to +190°F)
- Application:** An all purpose lightweight and flexible petroleum suction and discharge hose for use with gasoline, diesel, hydraulic return lines, oil suspensions and emulsions.
- Branding:** FORSAFLEX PH14-200 2" TANK TRUCK 150 PSI MAX WP

Part #	ID	OD		Max WP	Vacuum	Min BR	Weight	Length
	in	in	mm	psi	In/Hg	in	lbs/ft	ft
PH14-150	1-1/2	1.93	49.0	150	26	3.4	0.84	100
PH14-200	2	2.47	62.8	150	26	5.0	1.10	100
PH14-250	2-1/2	2.97	75.5	150	26	5.5	1.41	100
PH14-300	3	3.51	89.2	150	26	8.0	1.72	100
PH14-400	4	4.55	115.6	150	26	12.5	2.27	100
PH14-600	6	6.70	168.4	150	26	24.0	4.77	100


*1-1/2", 2" and 2-1/2" exceeds SAE 100R4 specifications



Material Transfer

MT70 Bulkmaster Hardwall Suction Hose



Tube: Tan abrasion resistant natural rubber
Reinforcement: A high tensile steel helix wire - antistatic wire  embedded between layers of textiles cords

Cover: Black abrasion resistant rubber, corrugated for flexibility

Temperature: -30°C to +85°C (-22°F to +185°F)

Application: For tank truck, in-plant service and hydro excavation. Used to convey abrasive materials such as sand, limestone, and plastic pallets.

Branding: FORSAFLEX MT70-XXXX X" BULKMASTER HARDWALL SUCTION 75 PSI MAX WP  

Part #	ID	OD		Max WP	Min BR	Vacuum	Weight	Length
	in	in	mm	psi	in	In/Hg	lbs/ft	ft
MT70-300	3	3.86	98.0	75	10.5	27	2.45	100
MT70-400	4	4.92	125.0	75	16.1	27	3.66	100
MT70-500	5	5.91	150.0	75	20.0	27	4.46	100
MT70-600	6	6.89	175.0	75	24.0	27	5.25	100
MT70-800	8	9.01	229.0	75	32.0	27	9.36	100
MT70-1000	10	11.8	284.0	75	40.0	27	16.51	25
MT70-800-27-SC	8	9.01	229.0	75	32.0	27	9.36	27
MT70-800-32-SC	8	9.01	229.0	75	32.0	27	9.36	32

* Soft cuffs - SC

* Split flanges are available

MT71 Eagle Vac Suction Hose



Tube: 5/16" Smooth white NR, abrasion resistant
Reinforcement: High tensile textile cord, steel helix
Cover: NR/SBR green, corrugated, abrasion, weather and ozone resistant
Temperature: -30°C to +85°C (-22°F to +185°F)
Application: Special hose for VAC truck applications for transport of dry or wet media such as mud, sand or blasting media.
Branding: FORSAFLEX MT71-800 8" EAGLE VAC SUCTION HOSE 45 PSI MAX WP

Part #	ID	OD		Max WP	Min BR	Vacuum	Weight	Length
	in	in	mm	psi	in	In/Hg	lbs/ft	ft
MT71-800	8	9.17	232.9	45	43	29	9.07	50' / 100'

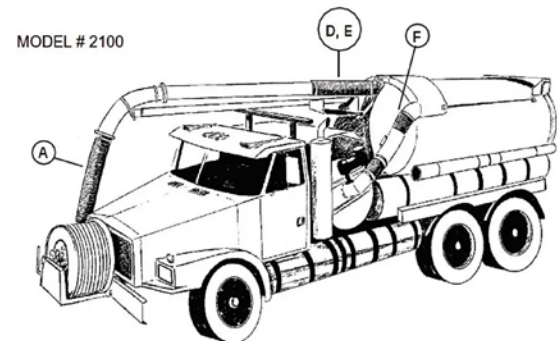
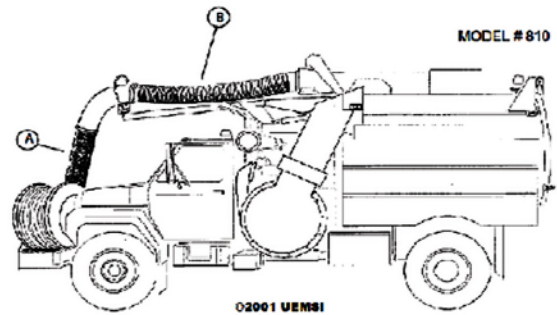
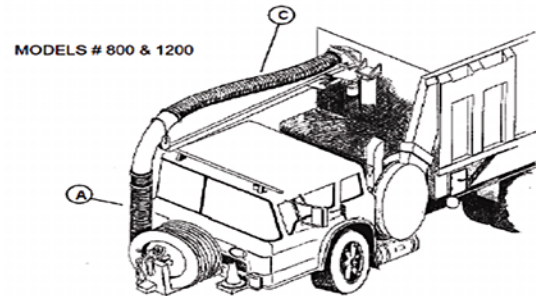


Material Transfer

Vactor® Style Cuffed Rubber Debris Hose



Part #	Size	Letter
MT70-600-064IN-SC	6" x 120"	C
MT70-800-102IN-SC	6" x 60"	A
MT70-800-127IN-SC	6" x 64"	A
MT70-800-5-SC	8" x 102"	C
MT70-800-062IN-SC	8" x 120"	C
MT70-800-4-SC	8" x 127"	B
MT70-1000-034IN-SC	8" x 60"	A
MT70-800-62-SC	8" x 62"	D, E
MT70-800-48-SC	8" x 48"	D, E
MT70-1000-34-SC	10" x 34"	



Vactor® Style Cuffed Rubber Debris Hose- with Installed & Camped Hose End Weldments



Part #	Size	Description	Letter
MT70-800VF066	8" x 66"	Debris Hose w/ Hose Ends	A
MT70-800VF060	8" x 60"	Debris Hose w/ Hose Ends	A
MT70-800VF062	8" x 62"	Debris Hose w/ Hose Ends	D

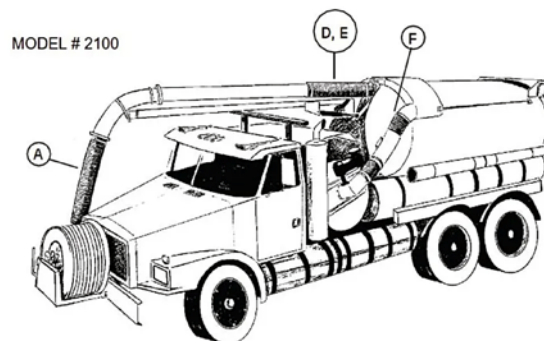
Material Transfer

10" Vector® Style Debris Suction Hose



Rubber hose to be used on Vector® style 2100 machine without cuffs.

Part #	Size	Description
MT70-1000-010IN	10" x 10"	Debris Suction Hose
MT70-1000-016IN	10" x 16"	Debris Suction Hose
MT70-1000-025IN	10" x 25"	Debris Suction Hose
MT70-1000-028IN	10" x 28"	Debris Suction Hose
MT70-1000-036IN	10" x 36"	Debris Suction Hose
MT70-1000-048IN	10" x 48"	Debris Suction Hose
MT70-1000-066IN	10" x 66"	Debris Suction Hose
MT70-1000-078IN	10" x 78"	Debris Suction Hose
MT70-1000	10" x Per Foot	Bulk Debris Suction Hose



MT60 Industrial Vacuum - PU (Uremat)



- Tube: Polyurethane
- Reinforce-ment: Rigid PVC Helix
PVC/Polyurethane
- Cover: -40°C to +65°C (-40°F to +150°F)
- Temperature: Used in a variety of material handling application where a good resistance to abrasion is required, such as transfer of sands, plastic pellets, gravel, wood chips, slurries and fly ash. Cover is a specially formulated static dissipative compound with low temperature flexibility.
- Application:

Part #	ID	OD		Max WP	Min BR	Vacuum	Weight	Standard Pack
	in	in	mm	psi	in	In/Hg	lbs/ft	
MT60-150	1-1/2	1.85	47.0	50	2.0	28	0.42	100' - Length
MT60-200	2	2.40	61.0	40	3.0	28	0.59	100' - Length
MT60-250	2-1/2	3.07	78.0	40	3.0	28	0.80	100' - Length
MT60-300	3	3.64	92.5	40	4.0	28	1.18	100' - Length
MT60-400	4	4.76	121.0	35	6.0	28	1.95	100' - Length
MT60-500	5	5.75	146.0	35	10.0	28	2.42	100' - Length
MT60-600	6	6.81	173.0	35	12.0	28	3.50	100' - Length
MT60-800	8	9.18	233.0	30	18.0	28	5.91	20/50' - Length
MT60-1000	10	11.60	244.5	22	26.0	24	9.90	20' - Length

* Counter-clockwise / left hand helix



Material Transfer

MT65 Industrial Vacuum (180-AR Style)

Tube: SBR rubber blended with static carbon black, smooth bore

Reinforcement: Rigid PVC Helix

Cover: Corrugated O.D

Temperature: -40°C to +60°C (-40°F to 140°F)

Application: Heavy-duty abrasion resistant suction hose for vacuum trucks or handling abrasives such as crushed rock, sand, pea gravel, cement powder, dry fertilizer, iron ore and grains

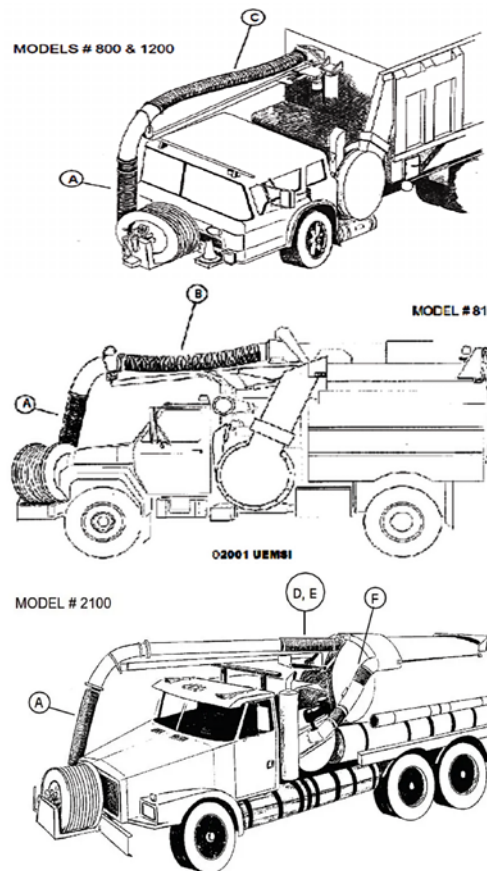


Part #	ID	OD		Max WP	Min BR	Vacuum	Weight	Standard Pack
	in	in	mm	psi	in	in/Hg	lbs/ft	ft
MT65-400	4	4.63	117.6	30	4.5	29.8	1.77	50, 100
MT65-600	6	6.8	172.7	30	9.2	28	3.08	50, 100
MT65-800	8	9.04	229.6	30	15	27	5.65	50

MT65 Industrial Vacuum (180-AR Style)



Part #	Size	Letter
MT65-600-010IN	6" x 120"	C
MT65-600-25	6" x 25'	
MT65-600-5	6" x 60"	A
MT65-800-102IN	8" x 102"	C
MT65-800-10	8" x 120"	C
MT65-800-127IN	8" x 127"	B
MT65-800-40	8" x 40'	
MT65-800-5	8" x 60"	A
MT65-800-062IN	8" x 62"	A or D
MT65-800-066IN	8" x 66"	



MT65 Industrial Vacuum (180-AR Style)

Hose End Flanges installed & clamped:

Part #	Size	Letter
MT65-800VF066	8" x 66"	A
MT65-800VF102	8" x 102'	C
MT65-800VF127	8" x 127"	B

For use on Super Products® Machines:

Part #	Size
MT70-800-022IN-SC	8" x 22"
MT70-800-24.5-SC	8" x 24' 6"



Material Transfer

MT67 Boarvac (180-HR Style)



- Tube:** Smooth SBR rubber blended with static carbon black
- Reinforcement:** Steel helix
- Cover:** SBR corrugated
- Temperature:** -40°C to +60°C (-40°F to +220°F)
- Application:** Heavy duty abrasive resistant suction hose for vacuum trucks or handling abrasives such as crushed rock, sand, pea gravel, cement, dry fertilizer, iron ore, and grains.

Part #	ID		OD		Max WP	Min BR	Vacuum	Weight	Standard Pack
	in	mm	in	mm	psi	in	In/Hg	lbs/ft	
MT67-300	3	76.2	3.51	89.2	35	3.0	29	1.20	100' - Length
MT67-400	4	101.6	4.10	119.0	30	5.5	29	1.77	100' - Length
MT67-500	5	127.0	5.75	146.0	30	8.5	28	2.61	100' - Length
MT67-600	6	152.4	6.90	175.0	30	10.0	28	3.45	100' - Length
MT67-800	8	203.2	9.11	231.0	30	15.0	27	6.02	50' - Length

* Clockwise / right hand helix

Aquatech® Style Cuffed Rubber Debris Hose



Heavy duty style debris hose used on Aquatech® style machines.

Part #	Size	Description
MT70-800-19-SC	8" x 19'	8" Heavy Duty Cuffed Debris Hose
MT70-800-22-SC	8" x 22'	8" x 22' Heavy Duty Cuffed Debris Hose
MT70-800-25-SC	8" x 25'	8" x 25' 8" Heavy Duty Cuffed Debris Hose
MT70-800-8-SC	8" x 8'	8" x 8' Heavy Duty Cuffed Debris Hose


ARVAC SW Hose



Heavy-duty abrasion-resistant suction hose used for a variety of abrasive material-handling applications, including the transfer of sand, gravel, cement, fly ash, glass, metals, plastic pellets, fertilizers, rock salts and slurries. Static wire for static dissipation.

Part #	ID		Nom. OD		Max. WP		Weight		Bend Radius		Length
	in.	mm	in.	mm	psi	MPa	lbs./ft.	kg/m	in.	mm	ft.
ARVAC-400	4	101.6	4.74	120.5	30	0.21	1.97	2.91	7	177	100
ARVAC-500	5	127	5.81	147.5	30	0.21	2.58	3.82	8	203	100
ARVAC-600	6	152.4	6.89	175	25	0.17	3.32	4.91	8	203	20/50/100
ARVAC-800	8	203.2	9.13	232	20	0.14	5.66	8.38	18	456	20/50
ARVAC-1000	10	254	11.16	283.5	20	0.14	7.86	11.63	36	912	20/40

Material Transfer



Elgin® Style Cuffed Rubber Debris Hose

- Heavy duty style debris hose used on Elgin® style machines.

Part #	Size	Description
MT72-800-147IN-SC	8" x 147"	Heavy Duty Cuffed Wandering Hose (Fits Crosswind and Whirlwind)
MT72-1100-062IN-SC	11" x 62"	Heavy Duty Cuffed Suction Hose (Fits Whirlwind)
MT72-1300-042IN-SC	13" x 42"	Heavy Duty Cuffed Suction Hose (Fits Crosswind)
MT72-1400-030IN-SC	14" x 30"	Heavy Duty Cuffed Pressure Hose (Fits Crosswind)



Clean Earth® Style Cuffed Rubber Debris Hose

Heavy duty style debris hose used on Clean Earth® style machines.

Part #	Size	Description
MT70-925-5-SC	9 1/4" x 60"	Horizontal Boom Hose



Compression Joint

Part #	Description
MT70-1000-010IN-SC	10" compression joint for use on Vector® style equipment

Material Transfer



ADS Poly Vac Drain Hose - Single Wall

Tube & Cover: HDPE (High Density Polyethylene)


Temperature: 105°F

Application: Lightweight industrial grade truck hose used for a wide variety of suction application including catch basin, sewage and trash.



Note: This metal stripwound hose is designed to handle vacuum service effectively, preventing collapse under vacuum conditions. Additionally, it is well-suited for handling abrasive materials in extreme conditions, offering durability and reliability in demanding applications.

Part #	Color	ID	OD		Min BR	Weight	Standard Pack
		in	in	mm	in	lbs/ft	
PV10-400	BLACK	4	4.7	119.3	-	0.34	100' - Length
PV10-600	BLACK	6	7.0	177.8	-	0.77	100' - Length
PV10-800	BLACK	8	9.5	241.3	-	1.30	20' - Length
PV12-400	YELLOW	4	4.7	119.3	-	0.34	100' - Length
PV12-600	YELLOW	6	7.0	177.8	-	0.77	100' - Length



Metal Stripwound Hose

Temperature: -60°F to 500°F

Application: Granular material, engine intake & exhaust systems and conduit

Part #	ID	OD		Material	Packed	Min BR	Weight	Standard Pack
	in	in	mm			in	lbs/ft	
MSG-300	3	3.36	85.3	Galvanized	No	12	1.60	50' - Length
MSG-400	4	4.36	110.7	Galvanized	No	16	2.20	50' - Length
MSG-600	6	6.36	161.5	Galvanized	No	23	3.20	50' - Length
MSG-800	8	8.36	212.3	Galvanized	No	30	4.20	50' - Length
MSS-300	3	3.36	85.3	Stainless	Yes	12	1.80	50' - Length
MSS-400	4	4.36	110.7	Stainless	Yes	16	2.40	50' - Length
MSS-600	6	6.36	161.5	Stainless	Yes	23	3.40	50' - Length
MSS-800	8	8.36	212.3	Stainless	Yes	30	4.40	50' - Length

Auto Truck & Marine Hose

AT10 EDPM Heater Hose - Standard

- Tube:** Black EPDM
- Reinforcement:** Synthetic Fiber
- Cover:** Black heat and weather resistant EPDM
- Temperature:** -40°C to +125°C (-40°F to +257°F)



BULK							
Part #	ID	OD		Max WP	Min BR	Weight	Standard Pack
	in	in	mm	psi	in	lbs/ft	
AT10-063	5/8	0.91	23.1	60	3.8	0.20	50' - Coil
AT10-075	3/4	1.05	26.7	50	4.5	0.24	50' - Coil

AT16 Silicone Heater Hose

- Tube:** Red silicone
- Reinforcement:** Synthetic fiber
- Cover:** Blue heat and weather resistant silicone
- Temperature:** -54°C to +177°C (-65°F to +350°F)
- Application:** For low pressure water and heater application. Meets SAE 20R3 Class A specifications.



BULK							
Part #	ID	OD		Max WP	Weight	Standard Pack	
	in	in	mm	psi	lbs/ft		
AT16-063	5/8	0.94	23.9	70	0.29	300 - Reel	
AT16-075	3/4	1.06	26.9	70	0.32	300 - Reel	



Specialty Hose


CP60 Composite - Oil & Water Hose (GG)



- Lining:** White polypropylene
- Cover:** Blue PVC coated polyester
- Inner Wire:** Galvanized steel
- Outer Wire:** Galvanized steel
- Temperature:** -40°C to +80°C (-40°F to +176°F)
- Application:** CP60 is a very flexible hose preferred by many users for construction, dewatering, municipal, irrigation and mining applications.
- Branding:** FORSAFLEX CP60-600 6" WATER HOSE 200 PSI MAX WP

Part #	ID	Max WP	Vacuum	Min BR	Weight	Length
	in	psi	In/Hg	in	lbs/ft	ft
CP60-400	4	200	26	16.0	3.50	65
CP60-600	6	200	26	23.0	7.70	65
CP60-800	8	200	26	32.0	12.00	65
CP60-1000	10	200	26	40.0	16.90	40
CP60-1200	12	200	26	47.0	19.80	40

CP60 Composite Hose Assembly



Part #	Size	Fitting A	Fitting B	Weight
	in/ft			lbs
CP60-600GG007.5	6 x 7.5	Vic	Vic	100
CP60-800GG008	8 x 8	Vic	Vic	155

Water Hose

WD10 Blue PVC Layflat Hose

Used for light duty, general purpose agricultural, irrigation, and construction applications.

Size	ASSEMBLIES	
	Camlock C x E	NPSH M x F
3" x 50'	WD10-300CE050	WD10-300CAB050
4" x 50'	WD10-400CE050	WD10-400CAB050
6" x 50'	WD10-600CE050	WD10-600CAB050

* Other lengths and fitting options are available.



WD13 Red/Brown PVC Layflat Discharge Hose

Size	ASSEMBLIES	
	Camlock C x E	NPSH M x F
3" x 50'	WD13-300CE050	WD13-300CAB050
4" x 50'	WD13-400CE050	WD13-400CAB050
6" x 50'	WD13-600CE050	WD13-600CAB050

* Other lengths and fitting options are available.



WD20 Duraflow (Oroflex Style) Discharge Hose

Size	ASSEMBLIES	
	Camlock C x E	Bauer Type B Ball x Socket
3" x 50'	WD20-300CE050	-
4" x 50'	WD20-400CE050	WD20-400BS050
6" x 50'	WD20-600CE050	WD20-600BS050
8" x 50'	-	WD20-800BS050

* Other lengths and fitting options are available.



Camlock C x E



Bauer Type B



Water Hose

Water Fill Hose Assemblies

Water fill/hydrant hose assembly is also available in bulk sizes. Listed below are the assemblies as shown. The assembly is available with a male and female end with two clamps on each end.

*** = CUSTOMER THREAD CODE eg: CSA=ONTARIO, QST=QUEBEC



ASSEMBLIES	
Part #	Size
Male x Female Ends	
WD35-150CAB010	1-1/2"x10'
WD35-150CAB015	1-1/2"x15'
WD35-150CAB020	1-1/2"x20'
WD35-150CAB025	1-1/2"x25'
WD35-150CAB030	1-1/2"x30'
WD35-150CAB050	1-1/2"x50'
WD35-150CAB060	1-1/2"x60'
WD35-250CAB010	2-1/2"x10'
WD35-250CAB015	2-1/2"x15'
WD35-250CAB020	2-1/2"x20'
WD35-250CAB025	2-1/2"x25'
WD35-250CAB030	2-1/2"x30'
WD35-250CAB050	2-1/2"x50'
WD35-250CAB060	2-1/2"x60'

ASSEMBLIES	
Part #	Size
NST Thread	
WD35-250NST010	2-1/2" x 10'
WD35-250NST015	2-1/2" x 15'
WD35-250NST020	2-1/2" x 20'
WD35-250NST025	2-1/2" x 25'
WD35-250NST030	2-1/2" x 30'
WD35-250NST050	2-1/2" x 50'



ASSEMBLIES	
Part #	Size
LOCAL HYDRANT *** Thread	
WD35-250***010	2-1/2" x 10'
WD35-250***015	2-1/2" x 15'
WD35-250***020	2-1/2" x 20'
WD35-250***025	2-1/2" x 25'
WD35-250***030	2-1/2" x 30'
WD35-250***050	2-1/2" x 50'

Water Hose

WS75 Honey Bee Suction Hose



Tube & Cover: Black and yellow polyethylene

Temperature: -40°C to +65°C (-40°F to +150°F)

Application: Honey Bee is specifically designed for use in septic handling, retail, construction, dewatering, environmental clean-up, and sewer inspection equipment where extreme use and durability is required.



DO NOT USE FOR DISCHARGE APPLICATIONS.

Part #	ID	OD		Max WP	Vacuum	Weight	Length
	in	in	mm	psi@20°C/70°F	Hg	lbs/ft	ft
WS75-200-3	2	2.76	70.0	15	27	0.72	3
WS75-200-15	2	2.76	70.0	15	27	0.72	15
WS75-200-25	2	2.76	70.0	15	27	0.72	25
WS75-200-30	2	2.76	70.0	15	27	0.72	30
WS75-200-50	2	2.76	70.0	15	27	0.72	50
WS75-200-60	2	2.76	70.0	15	27	0.72	60
WS75-300-3	3	4.06	103.0	7	27	1.36	3
WS75-300-15	3	4.06	103.0	7	27	1.36	15
WS75-300-25	3	4.06	103.0	7	27	1.36	25
WS75-300-30	3	4.06	103.0	7	27	1.36	30
WS75-300-50	3	4.06	103.0	7	27	1.36	50
WS75-300-60	3	4.06	103.0	7	27	1.36	60

WS80 EDPM Green Suction Hose



Tube: Black smooth EPDM

Cover: Green, blue or red polyethylene helix

Temperature: -40°C to +71°C (-40°F to +160°F)

Application: For rental and construction pumps, septic tank, agricultural and marine pump out service. EPDM is resistant to some chemicals, acids and alkalis.

BULK	
Part #	Size
WS80-100GR	1" x 100'
WS80-125GR	1-1/4" x 100'
WS80-150GR	1-1/2" x 100'
WS80-200GR	2" x 100'
WS80-250GR	2-1/2" x 100'
WS80-300GR	3" x 100'
WS80-400GR	4" x 100'
WS80-600GR	6" x 100'

ASSEMBLIES	
Part #	Size
Camlock C x E	
WS80-150CE020GR	1-1/2" x 20'
WS80-200CE020GR	2" x 20'
WS80-300CE020GR	3" x 20'
WS80-400CE020GR	4" x 20'
WS80-600CE020GR	6" x 20'
Camlock C x NPT	
WS80-150CM020GR	1-1/2" x 20'
WS80-200CM020GR	2" x 20'
WS80-300CM020GR	3" x 20'
WS80-400CM020GR	4" x 20'
WS80-600CM020GR	6" x 20'

Other lengths and fitting combinations are available.



High Pressure Cleaning

Sewer Cleaning Hose

- Tube:** Yellow olefin
- Reinforcement:** Synthetic fiber
- Cover:** Polyurethane - orange for 2500 psi, blue for 3000 psi, green for 4,000 psi, red for 5,000 psi.
- Temperature:** -40°C to +71°C (-40°F to +160°F)
- Packaging:** Coils
- Application:** Sewer Cleaning hose is constructed from materials selected to provide rugged and reliable service under the most severe and demanding conditions found in high pressure sewer cleaning.



Part #	Cover	ID	OD		Max WP	Min BR	Weight	Standard Pack
		in	in	mm	psi	in	lbs/ft	
SCH-2500-16-500	Orange	1	1.46	37.0	2,500	6.0	0.40	500' - Roll
SCH-2500-16-600	Orange	1	1.46	37.0	2,500	6.0	0.40	600' - Roll
SCH-2500-16-800	Orange	1	1.46	37.0	2,500	6.0	0.40	800' - Roll
SCH-3000-16-500	Blue	1	1.46	37.0	3,000	8.0	0.41	500' - Roll
SCH-3000-16-600	Blue	1	1.46	37.0	3,000	8.0	0.41	600' - Roll

Factory Crimped with Male NPT each end

Honey Bee Hose

Honey Bee hoses are used to protect sewer cleaning hose to guide hose through rough manholes and pipe edges of the transition into the pipe. Honey Bee hoses are offered standard in 2"x36" and 3"x36" lengths and include a 24' poly rope with a looped end for easy grip.

This rope is attached to the Honey Bee hose collar to made installation and removal from manholes easier. Stays flexible in sub-zero temperatures. Honey Bee hose is available in 2" and 3" in lengths up to 50 feet.



NOTE: Special Honey Bee lengths are available on request. Includes cuffs on each end, clamp and 24' poly rope. Other sizes are available upon request.

Part #	Size
WS75-200-3CR	2" x 3"
WS75-300-3CR	3" x 3"

Sewer Cleaning Nozzles & Accessories



NON-ROTATING 3/4" MILLING SEWER NOZZLE

IDEAL FOR 12"-20" LINES.

- SHARP CUTTING EDGES AND FORWARD TEARING JETS TEAR THROUGH ALMOST ANY CLOG
- WORKS WELL FOR LINES WITH ROOTS
- PORTS ARE HARDENED STAINLESS STEEL INSERT TYPE WITH PRECISION PORTS FOR OPTIMUM NOZZLE SIZE
- HARDENED STAINLESS STEEL BODY

Nozzle Type	Part #	PSI	OD	Inlet	Nozzle	Ports
Non-Rotating Milling	PW-ST49NRM-12	5076	1.50"	3/4" F	400	4 front jets, 6 rear jets



NON-ROTATING 1" MILLING SEWER NOZZLE

IDEAL FOR 20"-28" LINES.

- SHARP CUTTING EDGES AND FORWARD TEARING JETS TEAR THROUGH ALMOST ANY CLOG.
- WORKS WELL FOR LINES WITH ROOTS.
- PORTS ARE HARDENED STAINLESS STEEL INSERT TYPE WITH PRECISION PORTS FOR OPTIMUM NOZZLE SIZE.
- HARDENED STAINLESS STEEL BODY
- NON-ROTATING

Nozzle Type	Part #	PSI	OD	Inlet	Nozzle	Ports
Non-Rotating Milling	PW-ST49NRM-16	5076	1.96"	1" F	750	3 or 4 front jets, 9 rear jets



NON-ROTATING 3/4" BULLET SEWER NOZZLE

IDEAL FOR REMOVING SLUDGE AND SILT, AND BLAST THROUGH FROZEN CLOGS FROM 12"-20" LINES.

- MADE OF WEAR RESISTANT HARDENED STAINLESS STEEL
- AVAILABLE WITH OR WITHOUT FRONT PORT
- STURDY WALL THICKNESS
- ALL PORTS ARE HARDENED STAINLESS STEEL INSERTS, PRECISELY DRILLED FOR EFFICIENCY

Nozzle Type	Part #	PSI	OD	Inlet	Nozzle	Ports
Non-Rotating Bullet	PW-ST49NRB-12	7252	2.76"	3/4" F	400	6 rear jets
Non-Rotating Bullet	PW-ST49NRBF-12	7252	2.76"	3/4" F	400	1 front jet, 6 rear jets



NON-ROTATING 1" BULLET SEWER NOZZLE

IDEAL FOR REMOVING SLUDGE AND SILT, AND BLAST THROUGH FROZEN CLOGS FROM 20"-28" LINES.

- MADE OF WEAR RESISTANT HARDENED STAINLESS STEEL
- AVAILABLE WITH OR WITHOUT FRONT PORT
- STURDY WALL THICKNESS
- ALL PORTS ARE HARDENED STAINLESS STEEL INSERTS, PRECISELY DRILLED FOR EFFICIENCY

Nozzle Type	Part #	PSI	OD	Inlet	Nozzle	Ports
Non-Rotating Bullet	PW-ST49NRB-16	7252	2.95"	1" F	750	8 rear jets
Non-Rotating Bullet	PW-ST49NRBF-16	7252	2.95"	1" F	750	1 front jet, 8 rear jets



Replacement Swivels

New Style 90° Hose Reel Swivels

A revolutionary NEW hose reel swivel available in both 1" and 1 1/4" FNPT versions. The newly-designed packing seal does not require adjustment, nor does the swivel require maintenance or additional lubrication, as it has been fully lubricated and set to specification at the factory. The rotary sleeve is chrome plated, along with the front retaining ring, while the housing is industrial powder coated.



NEW STYLE

Part #	Description
F40052HD	1" 90° HTV Hose Reel Swivel - NEW STYLE
F43947HD	1-1/4" 90° HTV Hose Reel Swivel - NEW STYLE

Old TM Style 90° Hose Reel Swivels

Only the highest quality materials are used in manufacturing this product to ensure the purchaser a quality, dependable swivel with a longer life and less down time than comparable models.



OLD TM STYLE

Part #	Description
F40052A	3/4" 90° Old TM-Style Hose Reel Swivels

Swivel Parts

Part #	Description
F40375	3/4" AND 1" SEAL KIT
F42085/44648	3/4", 1" & 1 1/4" BEARING KIT
F44647	1 1/4" SEAL KIT

Reels MANUAL, AIR, ELECTRIC OR HYDRAULIC REWIND OPTIONS

Cox Reels



HAND
CRANK

Part #	Size	Length
1125-4-100	1/2" x 100ft	100'



HAND
CRANK

Part #	Size	Length
1185-1124	1 1/2" x 50ft	50'
1185-2024	1 1/2" x 100ft	100'

Hannay Reels



MANUAL
REWIND

Part #	Size	Length
1514-17-18RT	1/2" x 75'	75'



SPRING
REWIND

Part #	Size	Length
N716-19-20-10.5J	3/8" or 1/2" x 50'	50'
N718-25-26-15.5G	3/8" or 1/2" x 100'	100'

 **NOTE: All manual reels are also available with Air, Electric or Hydraulics rewind options.**

Reel Swivels



Part #	Size	Description
8970	1 1/2"	SWIVEL FOR 1185 Series



Part #	Size	Description
9927.8551	1/2"	90 FxF STEEL 5000 PSI SUPER SWIVEL for 1125 and 1500 series



Part #	Size	Description
9927.8151	1/2"	90 MxF STEEL 5000 PSI SUPER SWIVEL for N700 series (Hannay)

High Pressure Cleaning

PW Pressure Wash Assemblies



4000 PSI

Part #	Cover	Max Temp		Steam Service	ID in	Length	Max WP psi	Fitting A	Fitting B
		°F	°C						
PW4B-06MMS050	Blue	250	121	No	3/8	50'	4,000	NPT-Solid	NPT-Swivel
PW4B-06MMS075	Blue	250	121	No	3/8	75'	4,000	NPT-Solid	NPT-Swivel
PW4B-06MMS100	Blue	250	121	No	3/8	100'	4,000	NPT-Solid	NPT-Swivel

Other colors: PW4 = Black Hose, PW4Y = Yellow hose, PW4G = Gray hose



6000 PSI

Part #	Cover	Max Temp		Steam Service	ID in	Length	Max WP psi	Fitting A	Fitting B
		°F	°C						
PW6G-06MMS050	Gray	250	121	No	3/8	50'	6,000	NPT-Solid	NPT-Swivel
PW6G-06MMS075	Gray	250	121	No	3/8	75'	6,000	NPT-Solid	NPT-Swivel
PW6G-06MMS100	Gray	250	121	No	3/8	100'	6,000	NPT-Solid	NPT-Swivel

Other colors: PW6 = Black Hose, PW6B = Blue hose

Piranha® Slither® Jetting/Lateral Line Hoses



BLUE 3000 PSI



GREEN 4000 PSI



RED 5000 PSI

Part #	Cover	ID	OD		Max WP psi	Min BR in	Weight lbs/ft	Standard Pack
		in	in	mm				
SLBU-08	Blue	1/2	0.83	21.2	3,000	4.0	0.16	Coil
SLGR-02	Green	1/8	0.32	8.1	4,000	1.3	0.04	Coil
SLGR-03	Green	3/16	0.41	10.4	4,000	1.8	0.05	Coil
SLGR-04	Green	1/4	0.50	12.7	4,000	2.5	0.06	Coil
SLGR-06	Green	3/8	0.65	16.5	4,000	3.0	0.11	Coil
SLGR-08	Green	1/2	0.83	21	4,000	4.0	0.16	Coil
SLRD-04	Red	1/4	0.50	12.2	5,000	2.5	0.05	Coil
SLRD-06	Red	3/8	0.65	16.5	5,000	3.0	0.13	Coil



High Pressure Cleaning

Steam Cleaner Hose/Fittings



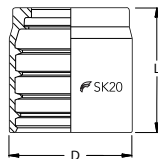
- Tube:** Black synthetic rubber
- Reinforcement:** Two braids of high tensile steel wire
- Cover:** Smooth black oil and abrasion resistant synthetic rubber
- Packaging:** Packaging: Reels
- Application:** Is used on either steam cleaner machines or combination steam cleaner/pressure wash machines.

STEAM SERVICE UP TO 325°F (163°C)

Part #	ID	OD		Max WP	Min BR		Weight	2 Piece Ferrule	2 Piece Insert
	in	in	mm	psi	in	mm	lbs/ft		
SK20-06	3/8	0.58	14.8	350	4.0	101.6	0.28	SK20-06F	SK06-06MP
SK20-08	1/2	0.80	20.4	350	4.5	114.3	0.35	SK20-08F	SK08-08MP

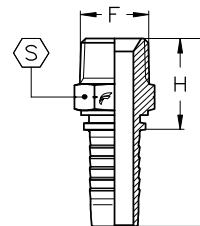
STEAM SERVICE UP TO 250°F (121°C)

Part #	ID	OD		Max WP	Min BR		Weight	2 Piece Ferrule	2 Piece Insert
	in	in	mm	psi	in	mm	lbs/ft		
SK20-06	3/8	0.58	14.8	6,000	4.0	101.6	0.28	SK20-06F	SK06-06MP
SK20-08	1/2	0.80	20.4	6,000	4.5	114.3	0.35	SK20-08F	SK08-08MP



SK20 No-Skive Ferrule

Part #	ID	D	L
	in	mm	mm
SK20-06F	3/8	25.0	28.0
SK20-08F	1/2	28.0	28.0



SK20 Two-Piece insert

Part #	ID	F	H	
	in		in	mm
SK06-06MP	3/8	3/8 - 18	1.12	28.6
SK08-08MP	1/2	1/2 - 14	1.38	35.0

SK20 - Steam Cleaner Assembly

Part #	ID	Length	Fitting A	Fitting B
	in			
SK20-06MM050	3/8	50	NPT-Solid	NPT-Solid
SK20-06MM100	3/8	100	NPT-Solid	NPT-Solid
SK20-08MM050	1/2	50	NPT-Solid	NPT-Solid
SK20-08MM100	1/2	100	NPT-Solid	NPT-Solid



Pressure Wash Accessories

QWB Waterblast Couplings

Coupler



Part #	ID	Thread Size	Max WP	Material	Locking Method
			psi		
QWBC86FP	1/2"	3/8" F - NPT	10,000	Steel	Ball Bearing
QWBC88FP	1/2"	1/2" F - NPT	10,000	Steel	Ball Bearing

Nipple



Part #	ID	Thread Size	Max WP	Material
			psi	
QWBN86FP	1/2"	3/8" F - NPT	10,000	Steel
QWBN88FP	1/2"	1/2" F - NPT	10,000	Steel

Set



Part #	ID	Thread Size	Max WP	Material
			psi	
QWB86FP-SET	1/2" / 1/2"	3/8" F - NPT / 3/8" F - NPT	10,000	Steel
QWB88FP-SET	1/2" / 1/2"	1/2" F - NPT / 1/2" F - NPT	10,000	Steel

QWS Waterblast Screw to Connect Couplings

Coupler



Part #	ID	Thread Size	Max WP	Material
			psi	
QWSC86FP-S6	1/2"	3/8" F - NPT	15,000	316 Stainless
QWSC88FP-S6	1/2"	1/2" F - NPT	15,000	316 Stainless

Nipple



Part #	ID	Thread Size	Max WP	Material
			psi	
QWSN86FP-S6	1/2"	3/8" F - NPT	15,000	316 Stainless
QWSN88FP-S6	1/2"	1/2" F - NPT	15,000	316 Stainless

Set



Part #	ID	Thread Size	Max WP	Material
			psi	
QWS86FP-SET-S6	1/2" / 1/2"	3/8" F - NPT / 3/8" F - NPT	15,000	316 Stainless
QWS88FP-SET-S6	1/2" / 1/2"	1/2" F - NPT / 1/2" F - NPT	15,000	316 Stainless

Pressure Wash Accessories

QD Couplings



QST COUPLERS



QST NIPPLES

Stainless Steel Straight-Through Couplings	
Part #	Description
QSTC44FP-S4	1/4" Coupler x 1/4" Female NPT
QSTC66FP-S4	3/8" Coupler x 3/8" Female NPT
QSTC88FP-S4	1/2" Coupler x 1/2" Female NPT
QSTC44MP-S4	1/4" Coupler x 1/4" Male NPT
QSTC66MP-S4	3/8" Coupler x 3/8" Male NPT
QSTC88MP-S4	1/2" Coupler x 1/2" Male NPT
QSTN44FP-S4	1/4" Nipple x 1/4" Female NPT
QSTN66FP-S4	3/8" Nipple x 3/8" Female NPT
QSTN88FP-S4	1/2" Nipple x 1/2" Female NPT
QSTN44MP-S4	1/4" Nipple x 1/4" Male NPT
QSTN66MP-S4	3/8" Nipple x 3/8" Male NPT
QSTN88MP-S4	1/2" Nipple x 1/2" Male NPT



PLUG COUPLER



FEMALE MALE

Interchange Wand Plug & Coupler	
Part #	Description
QAN88FP-NV	Plug, 1/2"-14 Thread, Steel, Female NPTF, 4000 PSI
QAN812FP-NV	Plug, 3/4"-14 Thread, Steel, Female NPTF, 4000 PSI
QAC88FP-NV	Coupler, 1/2"-14, Steel with BUNA-N Seal, Female NPTF, 4000 PSI
QAC812FP-NV	Coupler, 3/4"-14 Steel with BUNA-N Seal, Female NPTF, 4000 PSI

Part #	Description
QD-FPWK	Female Metric Union
QD-FPWK-06FP	Female Metric x 3/8" Female NPT
QD-FPWK-06MP	Female Metric x 3/8" Male NPT
QD-MPWK	Male Metric Union
QD-MPWK-06FP	Male Metric x 3/8" Female NPT
QD-MPWK-06MP	Male Metric x 3/8" Male NPT



SWIVEL

Part #	Description
3/8 MFSB	Brass 3/8" M-NPT x 3/8 F-NPT Swivel 3,000 PSI
3/8 MFSS	SS 3/8" M-NPT x 3/8 F-NPT Swivel 5,000 PSI
1/2 MFSS	SS 1/2" M-NPT x 1/2 F-NPT Swivel 3,000 PSI



Pressure Wash Accessories

Wash Guns



Part #	Description
HTEC1255-20	Adjustable Spray Wash Gun

Part #	Description
HTEC1201-foam	Foamer with Wash Handle



Part #	Description
PW-ST1500	Pressure Wash Gun - 5000 PSI (3/8" FNPT inlet)



ST-3600 SPRAY GUN (high pressure & volume)

- FORGED STAINLESS STEEL HOUSING, PISTON, AND MALLEABLE SEAT.
- SPECIAL HEAT AND CHEMICAL RESISTANT SEALS.

Part #	Pressure	Temp.	Flow Rate	Inlet	Outlet	Wt.	Qty.
PW-ST3600-08	8700 PSI	300° F	21 GPM	1/2" FPT	1/2" FPT	2.58 lb	10
PW-ST3600-06	8700 PSI	300° F	21 GPM	3/8" FPT	1/4" FPT	2.58 lb	10



ST-3240 HYDRO EX INLINE SPRAY GUN (chemical resistant)

- STAINLESS STEEL INDUSTRIAL GRADE
- COMFORTABLE ERGONOMIC HAND GRIP DESIGN AND REDUCES FATIGUE
- LTF (LOW TRIGGER FORCE" REDUCES PULLING FORCE BY 40% AND HOLDING FORCE BY 90%
- CHEMICAL RESISTANT
- PRIVATE LABEL AVAILABILITY

Part #	Pressure	Temp.	Flow Rate	Inlet	Outlet	Wt.
PW-ST3240	4500 PSI	212° F	32 GPM	1/2" FPT	1/2" FPT	1.79 lb



SA-3240 INLINE HYDRO EXCAVATION SPRAY GUN

- SAFER THAN A BALL VALVE.
- IMPACT RESISTANT TRIGGER GUARD.
- HORIZONTAL FLOW-THROUGH DESIGN.

Part #	Pressure	Temp.	Flow Rate	Inlet	Outlet	Wt.
PW-SA3240	3200 PSI	300° F	16 GPM	1/2" FPT	1/2" FPT	1.85 lbs



Pressure Wash Accessories

Nozzles

ST-458 HYDRO-EXCAVATING TURBO NOZZLE

Added extension to the outlet to help prevent mud and dirt from damaging the seat and rotor.

- MOLDED AND WEAR RESISTANT POLY COVER
- INCREASES THE LIFETIME OF THE NOZZLE SIGNIFICANTLY
- DIFFERENT COLORS AVAILABLE PER REQUEST
- IDEAL FOR HYDRO-EXCAVATING



Part #	Orifice	Pressure	Temp.	Inlet	Wt.
PW-ST458HE-3	3.0	6000 PSI	190° F	1/2"	1.60 lb
PW-ST458HE-3.5	3.5	6000 PSI	190° F	1/2"	1.60 lb
PW-ST458HE-4	4.0	6000 PSI	190° F	1/2"	1.60 lb
PW-ST458HE-4.5	4.5	6000 PSI	190° F	1/2"	1.60 lb
PW-ST458HE-5	5.0	6000 PSI	190° F	1/2"	1.60 lb
PW-ST458HE-5.5	5.5	6000 PSI	190° F	1/2"	1.60 lb
PW-ST458HE-6	6.0	6000 PSI	190° F	1/2"	1.60 lb
PW-ST458HE-7	7.0	6000 PSI	190° F	1/2"	1.60 lb
PW-ST458HE-8	8.0	6000 PSI	190° F	1/2"	1.60 lb
PW-ST458HE-9	9.0	6000 PSI	190° F	1/2"	1.60 lb
PW-ST458HE-10	10.0	6000 PSI	190° F	1/2"	1.60 lb
PW-ST458HE-12	12.0	6000 PSI	190° F	1/2"	1.60 lb

ST-458 TURBO NOZZLE (1/4" FPT)

The increased tearing action of the rotating spray is ideal for hard surface applications, such as concrete graffiti cleaning or caked on mud on heavy equipment.

- INCREASES CLEANING EFFICIENCY AS MUCH AS 200%.
- THE 0° ROTATION CREATES A CLEANING AND TEARING ACTION.
- IDEAL FOR HARD SURFACES.
- IMPROVED MATERIALS FOR LONGER LIFE



Part #	Pressure	Temp.	Inlet	Orifice	Wt.
PW-ST458-11	6000 PSI	212° F	1/4" FPT	11.0	1.60 lb
PW-ST458-12	6000 PSI	212° F	1/4" FPT	12.0	1.60 lb
PW-ST458-15	6000 PSI	212° F	1/4" FPT	15.0	1.60 lb
PW-ST458-20	6000 PSI	212° F	1/4" FPT	20.0	1.60 lb
PW-ST458-25	6000 PSI	212° F	1/4" FPT	25.0	1.60 lb
PW-ST458-30	6000 PSI	212° F	1/4" FPT	30.0	1.60 lb



Pressure Wash Accessories

Nozzles

ST-457H & ST-458H TURBO NOZZLES

The increased tearing action of the rotating spray is ideal for hard surface applications, such as concrete graffiti cleaning or caked on mud on heavy equipment.

- INCREASES CLEANING EFFICIENCY AS MUCH AS 200%.
- THE 0° ROTATION CREATES A CLEANING AND TEARING ACTION.
- IDEAL FOR HYDRO-EXCAVATING.
- IMPROVED MATERIALS FOR LONGER LIFE.



ST-457H TURBO NOZZLES

Part #	Pressure	Temp.	Inlet	Orifice	Wt.
PW-ST457H-3.0	6000 PSI	212° F	1/2" FPT	3.0	1.48 lb
PW-ST457H-3.5	6000 PSI	212° F	1/2" FPT	3.5	1.48 lb
PW-ST457H-4.0	6000 PSI	212° F	1/2" FPT	4.0	1.48 lb
PW-ST457H-4.5	6000 PSI	212° F	1/2" FPT	4.5	1.48 lb
PW-ST457H-5.0	6000 PSI	212° F	1/2" FPT	5.0	1.48 lb
PW-ST457H-5.5	6000 PSI	212° F	1/2" FPT	5.5	1.48 lb
PW-ST457H-6.0	6000 PSI	212° F	1/2" FPT	6.0	1.48 lb
PW-ST457H-7.0	6000 PSI	212° F	1/2" FPT	7.0	1.48 lb
PW-ST457H-8.0	6000 PSI	212° F	1/2" FPT	8.0	1.48 lb
PW-ST457H-9.0	6000 PSI	212° F	1/2" FPT	9.0	1.48 lb
PW-ST457H-10.0	6000 PSI	212° F	1/2" FPT	10.0	1.48 lb

ST-458H TURBO NOZZLES

Part #	Pressure	Temp.	Inlet	Orifice	Wt.
PW-ST458H-12	6000 PSI	212° F	1/2" FPT	12.0	1.60 lb
PW-ST458H-15	6000 PSI	212° F	1/2" FPT	15.0	1.60 lb
PW-ST458H-20	6000 PSI	212° F	1/2" FPT	20.0	1.60 lb
PW-ST458H-25	6000 PSI	212° F	1/2" FPT	25.0	1.60 lb
PW-ST458H-30	6000 PSI	212° F	1/2" FPT	30.0	1.60 lb

Pressure Wash Accessories



Nozzles



ROTARY NOZZLE

ROTARY & HYDROEXCAVATING NOZZLES				
Part #	Description	PSI	GPM	
HTEC2260-08	Rotary Nozzle; Metal Honeycomb	5800 psi	8 gpm	
HTEC2260-10	Rotary Nozzle; Metal Honeycomb	5800 psi	10 gpm	
HTEC2260-12	Rotary Nozzle; Metal Honeycomb	5800 psi	12 gpm	
HTEC2250-06	Rotary Nozzle; No Honeycomb	5800 psi	6 gpm	
HTEC2250-08	Rotary Nozzle; No Honeycomb	5800 psi	8 gpm	
HTEC2250-10	Rotary Nozzle; No Honeycomb	5800 psi	10 gpm	



FLUSHING NOZZLE

HTEC-211-11	1/4" Flushing Nozzle; 1 Forward 3 Reverse		11 gpm	
HTEC-211-6.5	1/4" Flushing Nozzle; 1 Forward 3 Reverse		6.5 gpm	
HTEC-211-4.5	1/4" Flushing Nozzle; 1 Forward 3 Reverse		4.5 gpm	
HTEC-311-5.5	3/8" Flushing Nozzle; 3 Reverse; 5.5 gpm			



MEG NOZZLES

MEG NOZZLES				
Part #	Description	PSI	GPM	
HTEC-NZN-0-4.5	0 Degree nozzle	4000 psi	4.5 gpm	1/4" MNPT
HTEC-NZN-0-6.5	0 Degree nozzle	4000 psi	6.5 gpm	1/4" MNPT
HTEC-NZN-0-10	0 Degree nozzle	4000 psi	10 gpm	1/4" MNPT
HTEC-NZN-15-4.5	15 Degree nozzle	4000 psi	4.5 gpm	1/4" MNPT
HTEC-NZN-15-6.5	15 Degree nozzle	4000 psi	6.5 gpm	1/4" MNPT
HTEC-NZN-15-10	15 Degree nozzle	4000 psi	10 gpm	1/4" MNPT
HTEC-NZN-25-4.5	25 Degree nozzle	4000 psi	4.5 gpm	1/4" MNPT
HTEC-NZN-25-6.5	25 Degree nozzle	4000 psi	6.5 gpm	1/4" MNPT
HTEC-NZN-25-10	25 Degree nozzle	4000 psi	10 gpm	1/4" MNPT
HTEC-NZN-40-4.5	40 Degree nozzle	4000 psi	4.5 gpm	1/4" MNPT
HTEC-NZN-40-6.5	40 Degree nozzle	4000 psi	6.5 gpm	1/4" MNPT
HTEC-NZN-40-10	40 Degree nozzle	4000 psi	10 gpm	1/4" MNPT



Red 0° Angle for Blasting			
Part #	color	Angle	Orifice
PW-1808	Red	0°	4.5
PW-1811	Red	0°	6.0



Yellow 15° Angle for Flushing Hard Surfaces			
Part #	color	Angle	Orifice
PW-1813	Yellow	15°	4.5
PW-1816	Yellow	15°	6.0



Green 25° Angle for Flushing & Wet Sweeping			
Part #	color	Angle	Orifice
PW-1818	Green	25°	4.5
PW-1821	Green	25°	6.0



White 40° Angle for Washing Soft Surfaces			
Part #	color	Angle	Orifice
PW-1823	White	40°	4.5
PW-1826	White	40°	6.0

Flow in gallons per minute (GPM) at various pump pressures								
Orifice	Pump Pressure							
	500	1000	1500	2000	2500	3000	4000	5000
4.5	1.5	2.2	2.7	3.1	3.5	3.8	4.5	5.0
6.0	2.1	3.0	3.7	4.2	4.7	5.2	6.0	6.7



Pressure Wash Accessories

Lances



ST-3600 LANCE (CHEMICAL RESISTANT, STAINLESS STEEL)

This 8700 PSI rated stainless steel lance is the perfect fit for the ST-3600 spray gun. The stainless steel construction is ideal for chemical applications.

- THREADS ARE ROLLED ON PROVIDING CONSISTENT SEALING AND FOUR TIMES THE STRENGTH THAN CUT THREADS
- ADJUSTABLE HANDLE
- CHEMICAL RESISTANT
- TWO DIFFERENT LENGTHS AVAILABLE: 20 INCHES AND 40 INCHES

Part #	Pressure	Temp	Length	Inlet	Outlet	Wt.	Material
PW-ST3600-40	8700 PSI	300°F	40	1/2" MPT	1/4" FPT	3.00 lb	Stainless Steel



ALUMINUM & PLATED STEEL HYDRO EXCAVATION LANCES

AVAILABLE IN 3 FT., 4 FT., 5 FT., AND 6 FT. LENGTHS.

YOUR CHOICE OF SCH. 80 ALUMINUM OR SCH. 40 PLATED STEEL.

Part #	Pressure	Temp	Length	Inlet	Outlet	Material
PW-HELA-36	4000 PSI	300°F	36 in	1/2" MPT	1/2" MPT	Stainless Steel
PW-HELA-48	4000 PSI	300°F	48 in	1/2" MPT	1/2" MPT	Stainless Steel
PW-HELA-60	4000 PSI	300°F	60 in	1/2" MPT	1/2" MPT	Stainless Steel
PW-HELA-72	4000 PSI	300°F	72 in	1/2" MPT	1/2" MPT	Stainless Steel
PW-HELS-36	4000 PSI	300°F	36 in	1/2" MPT	1/2" MPT	Aluminum
PW-HELS-48	4000 PSI	300°F	48 in	1/2" MPT	1/2" MPT	Aluminum
PW-HELS-60	4000 PSI	300°F	60 in	1/2" MPT	1/2" MPT	Aluminum
PW-HELS-72	4000 PSI	300°F	72 in	1/2" MPT	1/2" MPT	Aluminum



INSULATED LANCES

Part #	Description
PW-6768	24" Insulated Lance - 1/4" NPT
PW-6769	36" Insulated Lance - 1/4" NPT
PW-6770	48" Insulated Lance - 1/4" NPT
PW-6772	80" Insulated Lance - 1/4" NPT



LANCE SIDE HANDLE

Part #	Description
PW-HELH	For 1/2" Hydro Excavation Lances



Pressure Wash Accessories

Burner Parts



Part #	Description
HTEC-MV60	Flow Switch Inline, 10 gpm



Part #	Description
HTEC-ST5	Flow Switch



Part #	Description
HTEC-ST6	Flow Switch



Part #	Description
HTEC-PA16	Pressure Switch

PGL 2-1/2" Stainless Steel Liquid Filled Gauges

Range	2-1/2" Dial 1/4" Lower Mount	2-1/2" Dial 1/4" Center Back
30" - 0 - 30 psi	PGCL2.5-30/30LM	PGCL2.5-30/30CB
0 - 15 psi	PGL2.5-15LM	PGL2.5-15CB
0 - 30 psi	PGL2.5-30LM	PGL2.5-30CB
0 - 60 psi	PGL2.5-60LM	PGL2.5-60CB
0 - 100 psi	PGL2.5-100LM	PGL2.5-100CB
0 - 160 psi	PGL2.5-160LM	PGL2.5-160CB
0 - 200 psi	PGL2.5-200LM	PGL2.5-200CB
0 - 300 psi	PGL2.5-300LM	PGL2.5-300CB
0 - 600 psi	PGL2.5-600LM	PGL2.5-600CB
0 - 1,000 psi	PGL2.5-1000LM	PGL2.5-1000CB
0 - 1,500 psi	PGL2.5-1500LM	PGL2.5-1500CB
0 - 2,000 psi	PGL2.5-2000LM	PGL2.5-2000CB
0 - 3,000 psi	PGL2.5-3000LM	PGL2.5-3000CB
0 - 5,000 psi	PGL2.5-5000LM	PGL2.5-5000CB
0 - 6,000 psi	PGL2.5-6000LM	PGL2.5-6000CB
0 - 10,000 psi	PGL2.5-10000LM	PGL2.5-10000CB



**2-1/2" Dial
1/4" Lower Mount**



**2-1/2" Dial
1/4" Center Back**

- Stainless steel case
- Glycerin filled
- Brass internals
- +1.5% accuracy
- - 20°C to 65°C (-4°F to 150°F)



NOTE: Other style gauges are also available.



Fittings

Fire Hydrant Valves



HGV250



HF100

Part#	Female Thread	Male Thread
HGV250-CSA	2-1/2" F-CSA	2-1/2" M-CSA
HF100-CSA	2-1/2" F-CSA	1-1/2" M-NPSH
HF100-QST	2-1/2" F-QST	1-1/2" M-NPSH
HGV250-QST	2-1/2" F-QST	1-1/2" M-QST
HGV250-BAT	2-1/2" F-BAT	1-1/2" M-BAT
HF100-BAT	2-1/2" F-BAT	1-1/2" M-NPSH

*** = CUSTOMER THREAD CODE eg: CSA=ONTARIO, QST=QUEBEC



Female Swivel x Male NPT

Part Number	Female Thread	Male Thread
A75-150-CSA	2-1/2" CSA	1-1/2" NPSH
A91-200-CSA	2-1/2" CSA	2" NPT
A91-250-CSA	2-1/2" CSA	2-1/2" NPT
A91-300-CSA	2-1/2" CSA	3" NPT
A75-150-QST	2-1/2" QST	1-1/2" NPSH
A91-200-QST	2-1/2" QST	2" NPT
A91-250-QST	2-1/2" QST	2-1/2" NPT
A91-300-QST	2-1/2" QST	3" NPT
A75-150-BAT	2-1/2" BAT	1-1/2" NPSH
A91-200-BAT	2-1/2" BAT	2" NPT
A91-250-BAT	2-1/2" BAT	2-1/2" NPT
A91-300-BAT	2-1/2" BAT	3" NPT

*** = CUSTOMER THREAD CODE eg: CSA=ONTARIO, QST=QUEBEC



Plastic Fog Nozzles

Part#	Size	Thread	GPM	Color
	(in)		@100PSI	
FNA-075	3/4"	GHT	8	Green
FNB-075	3/4"	NPSH	8	Red
FNB-100	1"	NPSH	22	Red
FNB-150	1-1/2"	NPSH	75	Red
FNB-200	2"	NPSH	150	Red
FNC-100	1"	NST	22	Red
FNC-150	1-1/2"	NST	75	Red
FNC-250*	2-1/2"	NST	150	Red

*Comes with handles.



Brass Fog Nozzles

Part#	Size	Thread	GPM
	(in)		@100PSI
FNB-100-BR	1"	NPSH	36
FNB-150-BR	1-1/2"	NPSH	85
FNB-200-BR	2"	NPSH	108
FNC-100-BR	1"	NST	36
FNC-150-BR	1-1/2"	NST	85
FNC-250-BR	2-1/2"	NST	205



Brass Nozzles


Part	Number	Thread
B107-16	1"	NPSH
B107-20	1-1/4"	NPSH
B107-24	1-1/2"	NPSH

Fittings

Wrenches



AHW - ADJUSTABLE HYDRANT WRENCH



DF16-180 SQUARE HYDRANT WRENCH



LUG DRUM WRENCH



189 ADJUSTABLE HYDRANT WRENCH

Part #	Description
AHW	Adjustable aluminum hydrant wrench. Fits 3/4 to 3 in. rocker lug and pin couplings. Lightweight and compact design allows for it to be easily stored in a jacket pocket.
DF16-180	Square Hydrant Wrench, 1-1/4" ID, 15" long, A356 Aluminum, 15" long, fixed square head style, A356 aluminum, fits up to 4" pin lug or rocker lug couplings, complete with pry bar
DF16-181	Lug Drum Wrench , 1-1/4" nut wrench ,15" long, A356 aluminum, with pry bar and 1-1/4" nut wrench, fits up to 2-1/2" pin lug or rocker lugs couplings
189	Heavy-Duty Adjustable Hydrant Wrench, notched to fit 1-1/4" square hydrant nut, 18" long, plated Iron Head-plated steel handle, pentagon, fixed square, C-shaped head style, for pentagon hydrant nuts up to 1-3/4" from point to flat

Fittings

Bush Hog / Super Sucker



BUSH HOG FEMALE

Part #	Size
BHF-400	4"
BHF-600	6"
BHF-800	8"



BUSH HOG MALE

Part #	Size
BHM-400	4"
BHM-600	6"
BHM-800	8"



BUSH HOG FEMALE HD

Part #	Size
BHFK-400	4"
BHFK-600	6"
BHFK-800	8"



BUSH HOG MALE HD

Part #	Size
BHMK-400	4"
BHMK-600	6"
BHMK-800	8"



BUSH HOG CLAMP

Part #	Size
BHC-400	4"
BHC-600	6"
BHC-800	8"



BUSH HOG GASKET

Part #	Size
BHG-400	4"
BHG-600	6"
BHG-800	8"



BUSH HOG 45

Part #	Size
BH45-400	4"
BH45-600	6"
BH45-800	8"



BUSH HOG 90

Part #	Size
BH90-400	4"
BH90-600	6"
BH90-800	8"



BUSH HOG END CAP

Part #	Size
BHEC-400	4"
BHEC-600	6"
BHEC-800	8"



BUSH HOG END PLUG

Part #	Size
BHEP-400	4"
BHEP-600	6"
BHEP-800	8"

Fittings

Bush Hog / Super Sucker



BUSH HOG LINE TEE

Part #	Size
BHLT-400	4"
BHLT-600	6"
BHLT-800	8"



BUSH HOG END TEE

Part #	Size
BHET-400	4"
BHET-600	6"
BHET-800	8"



VACUUM BREAKER

Part #	Size
BHVB-400	4"
BHVB-600	6"
BHVB-800	8"



BUSH HOG Y

Part #	Size
BHY-400	4"
BHY-600	6"
BHY-800	8"



BUSH HOG REDUCER

Part #	Size
BHR-600400	6"M x 4"F
BHR-800600	8"M x 6"F



BUSH HOG INCREASE

Part #	Size
BHI-400600	4"M x 6"F
BHI-600800	6"M x 8"F



BUSH HOG CROWN

Part #	Size
BHC-600	6"
BHC-800	8"



**ALUMINUM DIG TUBE
STEEL BUSH HOG ENDS
EXTENSIONS**

Part #	Size
BHAL6X120STMF	6" x 120"
BHAL8X120STMF	8" x 120"



**BUSH HOG WELD END FEMALE
(STEEL)**

Part #	Size
BHFWO-400	4"
BHFWO-600	6"
BHFWO-800	8"



**BUSH HOG WELD END MALE
(STEEL)**

Part #	Size
BHMWO-400	4"
BHMWO-600	6"
BHMWO-800	8"



**BUSH HOG WELD END MALE
(ALUMINUM)**

Part #	Size
BHMWO-600-AL	6"
BHMWO-800-AL	8"



**BUSH HOG WELD END FEMALE
(ALUMINUM)**

Part #	Size
BHFWO-600-AL	6"
BHFWO-800-AL	8"



Fittings

Camlocks

CAMLOCKS - ALUMINUM / STAINLESS



	Part A	Part B	Part C	Part D	Part E
Size	Part #	Part #	Part #	Part #	Part #
3"	AL-A300 / SS-A300	AL-B300 / SS-B300	AL-C300 / SS-C300	AL-D300 / SS-D300	AL-E300 / SS-E300
4"	AL-A400 / SS-A400	AL-B400 / SS-B400	AL-C400 / SS-C400	AL-D400 / SS-D400	AL-E400 / SS-E400
6"	AL-A600 / SS-A600	AL-B600 / SS-B600	AL-C600 / SS-C600	AL-D600 / SS-D600	AL-E600 / SS-E600



	Part F	Part DP	Part DC	Part DCL	Part DA
Size	Part #	Part #	Part #	Part #	Part #
3"	AL-F300 / SS-F300	AL-DP300 / SS-DP300	AL-DC300 / SS-DC300	AL-DCL300 / SS-DCL300	AL-DA300 / SS-DA300
4"	AL-F400 / SS-F400	AL-DP400 / SS-DP400	AL-DC400 / SS-DC400	AL-DCL400 / SS-DCL400	AL-DA400 / SS-DA400
6"	AL-F600 / SS-F600	AL-DP600 / SS-DP600	AL-DC600 / SS-DC600	AL-DCL600 / SS-DCL600	AL-DA600 / SS-DA600

FLANGE 150# x MALE CAMLOCK



Size	Part #
3"	AL-FLA300 / SS-FLA300
4"	AL-FLA400 / SS-FLA400
6"	AL-FLA600 / SS-FLA600

FLANGE 150# x FEMALE CAMLOCK



Size	Part #
4	AL-FLD400 / SS-FLD400
6	AL-FLD600 / SS-FLD600

RINGLOK (RL) CAMLOCKS



	Part B		Part C		Part D		Part DC	
	Aluminum	Stainless	Aluminum	Stainless	Aluminum	Stainless	Aluminum	Stainless
Size	Part #	Part #	Part #	Part #	Part #	Part #	Part #	Part #
3"	AL-B300-RL	SS-B300-RL	AL-C300-RL	SS-C300-RL	AL-D300-RL	SS-D300-RL	AL-DC300-RL	SS-DC300-RL
4"	AL-B400-RL	SS-B400-RL	AL-C400-RL	SS-C400-RL	AL-D400-RL	SS-D400-RL	AL-DC400-RL	SS-DC400-RL
6"	-	-	AL-C600-AL	-	AL-D600-RL	-	AL-DC600-RL	-

CAMLOCKS - COMPOSITE



	Composite C		Composite E	
	Aluminum	Stainless	Aluminum	Stainless
Size	Part #	Part #	Part #	Part #
3"	CPAL-300-RL	CPSS-C300-RL	CPAL-E300	CPSS-E300
4"	CPAL-400-RL	CPSS-C400-RL	CPAL-E400	CPSS-E400



Fittings

Push-Lok Brass Fittings

MP - NPT MALE



Part #	Hose Bore	Thread
	in	
PL04-02MP	1/4	1/8-27
PL04-04MP	1/4	1/4-18
PL04-06MP	1/4	3/8-18
PL05-02MP	5/16	1/8-27
PL05-04MP	5/16	1/4-18
PL06-02MP	3/8	1/8-27
PL06-04MP	3/8	1/4-18
PL06-06MP	3/8	3/8-18
PL06-08MP	3/8	1/2-14
PL08-04MP	1/2	1/4-18
PL08-06MP	1/2	3/8-18
PL08-08MP	1/2	1/2-14
PL08-12MP	1/2	3/4-14
PL10-08MP	5/8	1/2-14
PL10-12MP	5/8	3/4-14
PL12-08MP	3/4	1/2-14
PL12-12MP	3/4	3/4-14
PL16-16MP	1	1-11-1/2

FJ - JIC 37° FEMALE SWIVEL



Part #	Hose Bore	Thread
	in	
PL04-04FJ	1/4	7/16-20
PL04-05FJ	1/4	1/2-20
PL05-05FJ	5/16	1/2-20
PL06-06FJ	3/8	9/16-18
PL06-08FJ	3/8	3/4-16
PL08-08FJ	1/2	3/4-16
PL08-10FJ	1/2	7/8-14
PL10-10FJ	5/8	7/8-14
PL12-12FJ	3/4	1-1/16-12
PL16-16FJ	1	1-5/16-12

FPX - NPT FEMALE SWIVEL



Part #	Hose Bore	Thread
	in	
PL04-04FPX	1/4	1/4-18
PL06-06FPX	3/8	3/8-18
PL08-08FPX	1/2	1/2-14

HM - HOSE MENDER



Part #	Hose Bore
	in
PL04-04HM	1/4
PL05-05HM	5/16
PL06-06HM	3/8
PL08-08HM	1/2
PL10-10HM	5/8
PL12-12HM	3/4

FP - NPT FEMALE SOLID



Part #	Hose Bore	Thread
	in	
PL04-04FP	1/4	1/4-18
PL06-06FP	3/8	3/8-18
PL08-08FP	1/2	1/2-14

MJ - JIC 37° MALE



Part #	Hose Bore	Thread
	in	
PL04-04MJ	1/4	7/16-20
PL04-05MJ	1/4	1/2-20
PL05-05MJ	5/16	1/2-20
PL06-06MJ	3/8	9/16-18
PL08-08MJ	1/2	3/4-16
PL12-12MJ	3/4	1-1/16-12

Fittings

Push-Lok Brass Fittings

FA - SAE 45° FEMALE SWIVEL



Part #	Hose Bore	Thread
	in	
PL06-06FA	3/8	5/8-18
PL12-12FA	3/4	1-1/16-14

FIX - SAE INVERTED FLARE (FEMALE RIGID)



Part #	Hose Bore	Thread
	in	
PL04-03FIX	1/4	3/8-24
PL04-04FIX	1/4	7/16-24
PL04-05FIX	1/4	1/2-20
PL06-06FIX	3/8	5/8-18
PL08-08FIX	1/2	3/4-18

MA - SAE 45° MALE



Part #	Hose Bore	Thread
	in	
PL06-06MA	3/8	5/8-18

MIX - SAE INVERTED FLARE MALE SWIVEL



Part #	Hose Bore	Thread
	in	
PL04-03MIX	1/4	3/8-24
PL04-04MIX	1/4	7/16-24
PL04-05MIX	1/4	1/2-20
PL06-06MIX	3/8	5/8-18
PL08-08MIX	1/2	3/4-18

Valves

Brass Ball Valves



CSA BRASS - FULL PORT

Size	Part #	WP
		psi
1/4"	BV-025BRN	600
3/8"	BV-038BRN	600
1/2"	BV-050BRN	600
3/4"	BV-075BRN	600
1"	BV-100BRN	600
1-1/4"	BV-125BRN	600
1-1/2"	BV-150BRN	600
2"	BV-200BRN	600
2-1/2"	BV-250BRN	400
3"	BV-300BRN	400
4"	BV-400BRN	400




**CSA BRASS - LOCKING HANDLE
(LOCKS IN THE CLOSED POSITION ONLY)**

Size	Part #	WP
		psi
1/4"	BV-025BRN	600
3/8"	BV-038BRN	600
1/2"	BV-050BRN	600
3/4"	BV-075BRN	600
1"	BV-100BRN	600
1-1/4"	BV-125BRN	600
1-1/2"	BV-150BRN	600
2"	BV-200BRN	600
2-1/2"	BV-250BRN	400
3"	BV-300BRN	400
4"	BV-400BRN	400

High Pressure Ball Valves

**HIGH PRESSURE BALL VALVES
(NPT THREAD)**



Size	Part #	WP
		psi
1/4"	BV-025HPN	7250
3/8"	BV-038HPN	7250
1/2"	BV-050HPN	7250
3/4"	BV-075HPN	5800
1"	BV-100HPN	5075
1-1/4"	BV-125HPN	5075
1-1/2"	BV-150HPN	5075
2"	BV-200HPN	5075

**HIGH PRESSURE BALL VALVES
(HPSAE THREAD)**



Size	Part #	WP
		psi
1/4"	BV-025HPSAE	7250
3/8"	BV-038HPSAE	7250
1/2"	BV-050HPSAE	7250
3/4"	BV-075HPSAE	5800
1"	BV-100HPSAE	5075
1-1/4"	BV-125HPSAE	5075
1-1/2"	BV-150HPSAE	5075
2"	BV-200HPSAE	5075

**HIGH PRESSURE BALL VALVES
(NPT THREAD)**



Size	Part #	WP
		psi
1/4"	BV-025HPN-3W	7250
3/8"	BV-038HPN-3W	7250
1/2"	BV-050HPN-3W	7250
3/4"	BV-075HPN-3W	5800
1"	BV-100HPN-3W	5075
1-1/4"	BV-125HPN-3W	5075
1-1/2"	BV-150HPN-3W	5075
2"	BV-200HPN-3W	5075

**3-WAY HIGH PRESSURE
BALL VALVE (SAE THREAD) L PORT**



Size	Part #	WP
		psi
1/4"	BV-025HPNSAE-3W	7250
3/8"	BV-038HPNSAE-3W	7250
1/2"	BV-050HPNSAE-3W	7250
3/4"	BV-075HPNSAE-3W	5800
1"	BV-100HPNSAE-3W	5075
1-1/4"	BV-125HPNSAE-3W	5075
1-1/2"	BV-150HPNSAE-3W	5075
2"	BV-200HPNSAE-3W	5075

Valves

Lever Gate Valves



Handle Included

Lever Gate Valve	
Part #	Size
	in
LGV-200BR	2
LGV-300BR	3
LGV-400BR	4
LGV-600BR	6

Lever Gate Valve Handle	
Part #	Size
	in
LGV-200HS	2
LGV-300HS	3
LGV-400HS	4
LGV-600HS	6


Replacement Gates	
Part #	Size
	in
N/A	2
N/A	3
LGV-400P	4
LGV-600P	6



Lever Gate Valve - NPT w/ Heat Tube	
Part #	Size
	in
LGV-400BR-HT	4
LGV-600BR-HT	6



Lever Gate Valve Flange x NPT	
Part #	Size
	in
LGV-400BR-F	4
LGV-600BR-F	6



Brass Lever Valve Pneumatic Actuator Kit	
Part #	Size
	in
LGV-300AD	3
LGV-400AD	4
LGV-600AD	6

Valves

Stem Gate Valves



Handle
Not Included

STEM Gate Valve Double hex	
Part #	Size
	in
SGV-400BR	4
SGV-600BR	6
SGV-800BR	8

STEM Gate Valve Handle	
Part #	Size
	in
SGV-400H	4
SGV-600H	6
SGV-800H	8

Replacement Gates	
Part #	Size
	in
SGV-400P	4
SGV-600P	6
N/A	8



Stem Gate Valve Single Hex	
Part #	Size
	in
SGV-400-BR-1	4
SGV-600-BR-1	6
SGV-800-BR-1	8

Stem Gate Valve Handle	
Part #	Size
	in
SGV-400H	4
SGV-600H	6
SGV-800H	8

Replacement Gates Single Hex	
Part #	Size
	in
SGV-400P-1	4
SGV-600P-1	6
N/A	8



Stem Gate Valve Flange x NPT	
Part #	Size
	in
SGV-400BR-F	4
SGV-600BR-F	6



Stem Gate Valve Flange x Flange	
Part #	Size
	in
SGV-400BR-FF	4
SGV-600BR-FF	6



Stem Gate Valve Double hex - NPT w/ heat tube	
Part #	Size
	in
SGV-400BR-HT	4
SGV-600BR-HT	6

Linear Actuators



Double Acting Pneumatic Cylinder (without spring)	
Part #	Size
	in
SGV-400AD	4
SGV-600AD	6
N/A	8



Single Acting Pneumatic Cylinder (with spring)	
Part #	Size
	in
SGV-400AS	4
SGV-600AS	6
N/A	8

Valves

Sliding Gate Valves



ACTUATION TYPE	SIZE	TTMA FLANGE X MALE NPT	TTMA FLANGE X TTMA FLANGE	150# FLANGE X MALE NPT
MANUAL	4"	SGV-400-T	SGV-400-TT	SGV-400-FL
	6"	SGV-600-T	SGV-600-TT	SGV-600-FL
HYDRAULIC	4"	SGV-400-T-HC	SGV-400-TT-HC	SGV-400-FL-HC
	6"	SGV-600-T-HC	SGV-600-TT-HC	SGV-600-FL-HC
PNEUMATIC	4"	SGV-400-T-AC	-	SGV-400-FL-AC
	6"	SGV-600-T-AC	-	SGV-600-FL-AC



Hydro-vac Accessories

Hydrovac Fittings



STEEL SLOTTED FLANGE TRANSITION TO MNPT FITTING ADAPTER

Part #	Description
VFA-400	4" Steel Slotted Flange Transition to a 4" MNPT Fitting Adapter
VFA-600X400	6" Steel Slotted Flange Transition to a 4" MNPT Fitting Adapter
VFA-600	6" Steel Slotted Flange Transition to a 6" MNPT Fitting Adapter
VFA-800X400	8" Steel Slotted Flange Transition to a 4" MNPT Fitting Adapter
VFA-800X600	8" Steel Slotted Flange Transition to a 6" MNPT Fitting Adapter
VFA-800	8" Steel Slotted Flange Transition to a 8" MNPT Fitting Adapter



HOSE END WELDMENTS

Part #	Description
CNVF-600LD	6" Hose End Weldment (6 Slots)
CVNF-800LD	8" Hose End Weldment (8 Slots)



STEEL HOLED FLANGE TO HEAVY- DUTY BARBED SHANK

Part #	Description
CNVF-400	4" Steel Holed Flange to 4" Heavy Duty Barbed Shank
CNVF-600	6" Steel Slotted Flange to 6" Heavy Duty Barbed Shank
CNVF-800	8" Steel Slotted Flange to 8" Heavy Duty Barbed Shank



Hydro-vac Accessories

Hydrovac Fittings



HEAVY-DUTY ALUMINUM FLANGE REDUCERS - CLAMP STYLE

Part #	Description
VFRA-800X600	8" to 6" Aluminum Clamp Style Flanged Reducer
VFRA-800X400	8" to 4" Aluminum Clamp Style Flanged Reducer
VFRA-600X400	6" to 4" Aluminum Clamp Style Flanged Reducer



STEEL SLOTTED FLANGED REDUCER

Part #	Description
VFR-800X600	8" to 6" Steel Slotted Flanged Reducer
VFR-800X400	8" to 4" Steel Slotted Flanged Reducer
VFR-600X400	6" to 4" Steel Slotted Flanged Reducer



STEEL SLOTTED FLANGED ADAPTER PLATE

Part #	Description
VFR-800X600P	Steel Slotted 8" to 6" Flanged Adapter Plate



POLY FLANGE TO 6" TUBE

Part #	Description
VFPP-600	6" Poly Flange to 6" Tube



POLY FLANGE TO TUBE

Part #	Description
VFPP-800X600	8" Poly Flange to 6" Tube Adapter



POLY CROWNS

Part #	Description
VFPC-600	6" Poly Crown
VFPC-800	8" Poly Crown



POLY BOOTS

Part #	Description
VFPB-600	6" Poly Cuff
VFPB-800	8" Poly Cuff

Dig Tubes

Flat Vacuum Flange Dig Tubes



Part #	Description
HTEC4x6REDDT	6" Flat Flange Reduced to 4" tube, 6 ft long
HTEC6x6DT	6" Flat Flange Dig Tube w/ neoprene, 6 ft long
HTEC6x6EX	6" Tube with Flat Flange on both ends, 6 ft long
HTEC8x6REDDT	8" Flat Flange Reduced to 6" w/neoprene. 6 ft long
HTEC8x6DT	8" Flat Flange w/neoprene, 6 ft long
HTEC8x6EX	8" Flat Flange on each end, 6 ft long

Irrigation / Bush Hog Connection



Part #	Description
HTEC4x6REDHL	6" Male Irrigation Reduced to 4" tube, 6 ft long
HTEC6x6HL	6" Male Irrigation w/neoprene, 6 ft long
HTEC6x6FHL	6" Female Irrigation w/neoprene, 6 ft long
HTEC6x6HLEX	6" Dig Tube with Male & Female Irrigation, 6 ft long
HTEC8x6REDHL	8" Male Irrigation Reduced to 6" w/neoprene, 6 ft long
HTEC8x6HL	8" Male Irrigation w/neoprene, 6 ft long
HTEC8x6FHL	8" Female Irrigation w/neoprene, 6 ft long
HTEC8x6HLEX	8" Male x Female Irrigation Extension



Dig Tube Accessories

Dig Tube Bolts, Boots & Crowns



ALUMINUM



COMPOSITE

Hydrotec Dig Tube Accesories	
HTEC9999	4 Nutserts & 4 Bolts
Neoprene	
HTEC1320	4" Composite Dig Tube Boot
HTEC1340	6" Composite Dig Tube Boot
HTEC1350	8" Composite Dig Tube Boot
HTEC1330	5" Aluminum Dig Tube Boot
HTEC1340A	6" Aluminum Dig Tube Boot
HTEC1350A	8" Aluminum Dig Tube Boot
HTEC1340AWC	6" Aluminum Dig Tube Crown
HTEC1350AWC	8" Aluminum Dig Tube Crown
HTEC1340WC	6" Composite Dig Tube Crown
HTEC1350WC	8" Compostie Dig Tube Crown

Dig Tube Accessories



Aluminum Dig Tube Flat Flange x Flat Flange Extension

Part #	Size
VFAL6X120EX	6" x120"
VFAL8X120EX	8" x120"



Aluminum Heavy-Duty Flange to Aluminum Reducer Crown Adapter

Part #	Size
VFRAL600X400C	6" Flange to 4" Reducer Crown Adapter
VFRAL800X400C	8" Flange to 4" Reducer Crown Adapter
VFRAL800X600C	8" Flange to 6" Reducer Crown Adapter



Vac Flange - Aluminum

Part #	Size
VFWA-600	6" Tube
VFWA-800X600	8" x 6" Tube
VFWA-800	8" Tube

* Clamp not included



Quick Clamps

Part #	Description
VFC-600	6" Vactor® / Vac-Con® Style Quick Clamp
VFC-700	7" Vactor® Style Quick Clamp for Rapid Depolyment Boom Hose Flange
VFC-800	8" Vactor® Style Quick Clamp
VFC-800VC	8" Vac-Con® Style Quick Clamp

Clamps

HD T-Bolt Clamps - (Mikalor)



* For all stainless use W4

Part #	Range		Max Torque	Max WP	Box Qty
	mm	in	ft/lbs	psi	
W2-17-19	17 - 19	11/16 - 3/4	7.4	652	50
W2-19-21	19 - 21	3/4 - 13/16	7.4	652	50
W2-21-23	21 - 23	13/16 - 29/32	7.4	652	50
W2-23-25	23 - 25	29/32 - 1	7.4	652	50
W2-25-27	25 - 27	1 - 1-1/16	7.4	652	50
W2-27-29	27 - 29	1-1/16 - 1-5/32	7.4	652	50
W2-29-31	29 - 31	1-5/32 - 1-7/32	9.6	580	50
W2-31 -34	31 -34	1-7/32 - 1-5/16	9.6	580	50
W2-34-37	34 - 37	1-5/16 - 1-7/16	9.6	580	50
W2-37-40	37 - 40	1-7/16 - 1-9/16	9.6	580	50
W2-40-43	40 - 43	1-9/16 - 1-11/16	9.6	580	50
W2-43-47	43 - 47	1-11/16 - 1-27/32	11.8	522	50
W2-47-51	47 - 51	1-27/32 - 2	11.8	522	50
W2-51-55	51 - 55	2 - 2-5/32	11.8	522	25
W2-55-59	55 - 59	2-5/32 - 2-5/16	11.8	522	25
W2-59-63	59 - 63	2-5/16 - 2-15/32	11.8	522	25
W2-63-68	63 - 68	2-15/32 - 2-11/16	11.8	522	25
W2-68-73	68 - 73	2-11/16 - 2-7/8	22.1	406	25
W2-73-79	73 - 79	2-7/8 - 3-3/32	22.1	406	25
W2-79-85	79 - 85	3-3/32 - 3-5/16	22.1	406	25
W2-85-91	85 - 91	3-5/16 - 3-9/16	22.1	290	25
W2-91-97	91 - 97	3-9/16 - 3-13/16	22.1	290	25
W2-97-104	97 - 104	3-13/16 - 4-3/32	22.1	290	25
W2-104-112	104 - 112	4-3/32 - 4-3/8	22.1	174	25
W2-112-121	112 - 121	4-3/8 - 4-3/4	22.1	174	25
W2-121-130	121 - 130	4-3/4 - 5-1/8	22.1	174	25
W2-125-135	125 - 135	4-15/16 - 5-5/16	22.1	174	25
W2-130-140	130 - 140	5-1/8 - 5-1/2	33.2	130	10
W2-140-150	140 - 150	5-1/2 - 5-7/8	33.2	130	10
W2-150-162	150 - 162	5-7/8 - 6-3/8	33.2	130	10
W2-162-174	162 - 174	6-3/8 - 6-7/8	33.2	87	10
W2-174-187	174 - 187	6-7/8 - 7-3/8	33.2	87	10
W2-187-200	187 - 200	7-3/8 - 7-7/8	33.2	87	10
W2-200-213	200 - 213	7-7/8 - 8-3/8	33.2	43	10
W2-213-226	213 - 226	8-3/8 - 8-7/8	33.2	43	10
W2-226-239	226 - 239	8-7/8 - 9-3/8	33.2	43	10
W2-239-252	239 - 252	9-3/8 - 9-7/8	33.2	43	10
W2-252-265	252 - 265	9-15/16 - 10-7/16	33.2	43	10
W2-265-278	265 - 278	10-7/16 - 10-29/32	33.2	43	10
W2-291-304	291 - 304	11-15/32 - 11-31/32	33.2	43	10
W2-317-330	317 - 330	12-7/16 - 13	33.2	43	10
W2 DISPLAY-01	20" x 30"	W2 DISPLAY	--	--	

Clamps

Worm Gear ASFA-S (12mm band)



Stainless Steel with plated steel screw

Part #	Range		Max Torque	Max WP
	mm	in	ft/lbs	psi
W2-AL-8-12	8 - 12	0.31 - 0.47	1.1	400
W2-AL-8-16	8 - 16	0.31 - 0.63	2.2	400
W2-AL-12-22	12 - 22	0.47 - 0.87	2.2	400
W2-AL-16-27	16 - 27	0.63 - 1.06	2.6	400
W2-AL-20-32	20 - 32	0.79 - 1.26	2.6	400
W2-AL-25-40	25 - 40	0.98 - 1.57	3.0	400
W2-AL-30-45	30 - 45	1.18 - 1.77	3.0	400
W2-AL-32-50	32 - 50	1.26 - 1.97	3.0	340

Part #	Range		Max Torque	Max WP
	mm	in	ft/lbs	psi
W2-AS-16-27	16-27	0.63-1.06	3.1	500
W2-AS-20-32	20-32	0.79-1.26	3.8	500
W2-AS-25-40	25-40	0.98-1.57	3.8	500
W2-AS-30-45	30-45	1.18-1.77	3.8	500
W2-AS-32-50	32-50	1.26-1.97	4.4	500

Spiral Bolt Clamp - used to hold Kanaflex® hose onto steel hose ends.



CLOCKWISE / RIGHT HAND

Part #	Size
SBC-200	2"
SBC-250	2-1/2"
SBC-300	3"
SBC-400	4"
SBC-500	5"
SBC-600	6"
SBC-800	8"
SBC-1000	10"
SBC-1200	12"

COUNTER-CLOCKWISE / LEFT HAND

Part #	Size
SBCK-200	2"
SBCK-250	2-1/2"
SBCK-300	3"
SBCK-400	4"
SBCK-500	5"
SBCK-600	6"
SBCK-800	8"
SBCK-1000	10"
SBC-1200	12"

M10DC Maxiclamp Series - for use on Vector® style equipment



Part #	Size MM	Range
M10DC-260	260 - 280	10.24" - 11.02"
M10DC-300	300 - 325	11.81" - 12.80"
M10DC-325	325 - 350	12.80" - 13.78"


Double Bolt Clamp - for use on all vacuum machines with cuffed rubber debris hose to hold to steel weldments. The best clamp-to-hose contact circle in the industry.




Part #	Size	Letter
DBC-675	6"	D, B
DBC-988	8"	D, B
DBC-1275	10"	D, B




Eaglecrete
Concrete Pump Parts




Industrial Cleaning



Industrial Metal Hose
& Expansion Joints




Oilfield




Rental




Scan for current literature




Hydraulic Hose & Fittings




Air & Multipurpose




Auto, Truck & Marine




Chemical Hose




Composite Hose




Industrial Hose & Fittings




Ducting & Vacuum




Food Hose




High-Pressure Cleaning




Material Transfer




Hydraulic Hose




Metal Hose



Petroleum



Specialty



Water
Suction & Discharge





- **INDUSTRIAL**
- **COMMERCIAL**
- **HYDRAULIC**
- **MILITARY**

© 2025 Forsaflex All Rights Reserved



FORSAFLEX
INDUSTRIAL & HYDRAULIC HOSE

Echelon Supply and Service-USA
us.sales@echelonsupply.com
115 Metropolitan Park Drive
Liverpool, NY 13088
Tel: 315 451 2770

Echelon Supply and Service-Canada
ca.sales@echelonsupply.com
1700 McEwen Dr.
Whitby, ON L1N 0A2
Tel: 905-686-4071